

**OFFICIAL RULES OF  
THE  
2026  
COWLEY  
COUNTY  
4-H/FFA FAIR**

**July 30th–August 3rd**

**Fair Pre-Entries Are Due  
Wednesday, July 1st  
by 11:59 pm**



**The 2026 Cowley County  
Official 4-H Fair Rule  
Book is proudly  
sponsored by:**



**COWLEY<sup>®</sup>  
COLLEGE**

cowley.edu 800.593.2222

## TABLE OF CONTENTS

TABLE OF CONTENTS.....	3
SHORTER MEMORIAL BEEF EXHIBITOR AWARD.....	6
ED FISHER MEMORIAL LIVESTOCK EXHIBITOR AWARD .....	6
4-H AND YOUTH DEPARTMENT SCHEDULE .....	7
2026 FAIR CHANGES.....	11
4-H AND YOUTH DEPARTMENT GENERAL RULES.....	12
2026 LIVESTOCK HEALTH REQUIREMENTS .....	18
LIVESTOCK/GENERAL LIVESTOCK RULES .....	20
MARKET LIVESTOCK SALE .....	26
BEEF CATTLE.....	28
BUCKET CALF .....	31
DAIRY CATTLE .....	32
DAIRY GOATS .....	34
HORSE.....	36
4-H JUNIOR RODEO .....	39
MEAT GOATS .....	43
POULTRY/PIGEONS .....	45
RABBITS .....	47
SHEEP.....	49
SWINE.....	52
LIVESTOCK SPECIAL AWARDS.....	54
STATIC EXHIBITS.....	60
4-H BANNER – PROMOTION – BARN QUILT .....	61
AEROSPACE/ROCKETRY .....	62
AGRONOMY .....	72
AG MECHANICS WELDING .....	75
ASTRONOMY.....	78
BUILDING BLOCK ENGINEERING .....	79

CLOVERBUDS ..... 82

COMPUTER SCIENCE ..... 82

DOG SHOW ..... 84

EDUCATIONAL EXHIBITS ENGINEERING AND TECHNOLOGY  
POSTERS, NOTEBOOKS AND DISPLAY BOARDS ..... 87

ELECTRIC AND RENEWABLE ENERGY ..... 90

ENTOMOLOGY ..... 92

FIBER ARTS ..... 99

FOODS AND NUTRITION ..... 101

FOOD PRESERVATION ..... 104

FORESTRY ..... 106

GEOLOGY ..... 109

HORTICULTURE & LANDSCAPE DESIGN ..... 114

INTERIOR DESIGN & ARCHITECTURE ..... 116

NOTEBOOKS, PROJECT DISPLAYS, POSTERS ..... 120

PHOTOGRAPHY ..... 121

ROBOTICS ..... 126

SEWING AND TEXTILE DESIGN ..... 129

SHOOTING SPORTS ..... 131

SHOPPING IN STYLE ..... 133

SMALL ENGINES ..... 135

UNCREWED AERIAL SYSTEMS ..... 136

VETERINARY SCIENCE ..... 138

VISUAL ARTS ..... 140

WILDLIFE ..... 141

WOODWORKING ..... 145

CONTESTS ..... 146

AGRICULTURAL CHALLENGE OF CHAMPIONS ..... 146

CARCASS CONTEST ..... 147

FAMILY AND CONSUMER SCIENCES JUDGING CONTEST 148  
FASHION REVUE ..... 148  
GIRLS SHOPPING IN STYLE REVUE..... 150  
BOYS SHOPPING IN STYLE REVUE ..... 150  
GRAND CHAMPION SHOWMAN/ROUND ROBIN CONTEST 151  
LIVESTOCK JUDGING CONTEST ..... 152  
TEAM LIVESTOCK FITTING CONTEST ..... 149

## **SHORTER MEMORIAL BEEF EXHIBITOR AWARD**

Junior Shorter was an influential supporter of Cowley County youth beef programs. He was instrumental in initiating and organizing the Cowley County Classic Beef Show garnering great support from local businesses and supporters. The Cowley County Classic is one of the original and premiere spring beef shows for youth, attracting exhibitors from all over Kansas as well as Oklahoma and Texas.

Cowley County 4-H and the Cowley County Classic Beef Show Committee awards the Junior Shorter Memorial Beef Exhibitor Award annually to recognize a Beef exhibitor with exceptional leadership and herdsmanship skills. Junior believed in the positive life skills and character traits that could be developed in young people through involvement in the Beef project. 4-H/FFA Beef Exhibitors are asked to nominate a peer that possesses the characteristics of integrity, honesty, sportsmanship and good work ethic along with good showmanship/herdsmanship skills. The winner is recognized at the conclusion of the Round Robin Showmanship Contest and the recipient's name is added to a perpetual plaque on display in the Cowley County Extension Office.

To nominate an exhibitor, current 4-H/FFA Beef members should secure a nomination form from a Beef Superintendent or the Cowley County 4-H Fair Office. Nominations are due by Sunday at noon in the 4-H Fair Office.

## **ED FISHER MEMORIAL LIVESTOCK EXHIBITOR AWARD**

Dr. Edwin Fisher was an avid supporter of Cowley County 4-H. He had a special interest in livestock projects and could be found supporting local livestock exhibitors at the Cowley County Fair and spring livestock shows. To honor his memory, Cowley County 4-H volunteers established the Ed Fisher Memorial Livestock Exhibitor Award to recognize a 4-H/FFA Livestock Exhibitor that possesses the character traits of integrity, honesty, sportsmanship and good work ethic along with good showmanship/herdsmanship skills across a variety of livestock areas. The peer-nominated recipient should also display a passion for the livestock industry. The winner is recognized at the conclusion of the Round Robin Showmanship Contest and the recipient's name is added to a perpetual plaque on display in the Cowley County Extension Office.

To nominate an exhibitor, current 4-H/FFA livestock members should secure a nomination form from a Livestock Superintendent or the Cowley County 4-H Fair Office. Nominations are due by Sunday at noon in the 4-H Fair Office.

## 4-H AND YOUTH DEPARTMENT SCHEDULE

<b>Wednesday, July 1</b>	Pre-entry deadline for all 4-H and FFA entries
<b>Sunday, July 19</b> 2:00 p.m.	4-H Dog Show, Behr Rafter, Winfield
<b>Tuesday, July 21</b> 8:30 a.m.	Fashion Revue, Shopping in Style, Sewing and Textiles, Decorated Foods Judging & Favorite Foods Contest, FCS Contest, Central Jr/Sr High USD 462
7:00 p.m.	Public Fashion Revue, Southwestern College, Messenger Recital Hall
<b>Wednesday, July 22</b> TBA	Horse Show Clean Up, Burden Arena
<b>Saturday, July 25</b> 8:00 a.m.	4-H Horse Show Judging, Burden Arena, Burden
5:00 p.m.	4-H Junior Rodeo, Burden Arena, Check-In begins at 4:00 p.m.
<b>Monday, July 27</b> 6:00 p.m.	Fair Set up and Clean-up; Livestock pen set up (begins at show arena), Barn 4 clean up and set-up, Fairgrounds.
<b>Wednesday, July 29</b> 7:00-9:00 p.m.	4-H /FFA Sheep and Goats may arrive, begin vet-check (must go through vet-check before entering Fairgrounds) and weigh. Poultry check in, Option 1. No entering cages until vet check & supervisor check in
<b>Thursday, July 30</b> 8:00 a.m. - 12:00 p.m.	4-H/FFA Swine may arrive and weigh/check-in
9:00 a.m. - 10:00 a.m.	4-H/FFA Beef weighed, Beef Barn
10: a.m. – 12:00 p.m.	4-H/FFA Poultry check in, Option 2. No entering cages until vet check & supervisor check in
12:00 p.m.	4-H/FFA Breeding Heifer, Bucket Calf Check-in deadline, Dairy Cattle Check-in deadline

3:45 p.m.	Meat Goat show families may check in exhibits in Barn 4
4:00 p.m. - 7:00 p.m.	Check in 4-H/Youth exhibits, 4-H Exhibit Building, Barn 4; 4-H/Youth sign-up for Conference Judging
4:30 p.m.	Livestock Exhibitor Meeting, Show Arena
5:30 p.m.	New Barn 4 exhibitor families may sign up for an assisted check in and walk through
5:30 p.m.	All livestock must be on the grounds

\*\*No livestock other than those entered for 4-H/FFA exhibition are allowed in the barns.\*\*

5:30 p.m.	Meat Goat Show, Show Arena
6:00 p.m. - 8:00 p.m.	4-H/FFA Rabbits check-in, Health Check. No animals in pens until they have been checked.
9:00 p.m.	Beef may tie-out
10:00 p.m.	4-H Exhibit Building closes, Barn 4

**Friday, July 31**

8:00 a.m.	4-H Exhibit Building opens, Barn 4
8:00 a.m.	4-H Bucket Calf- Show Arena
9:00 a.m.	4-H/FFA Beef Show will start at 9 a.m. <b>or 30 minutes following the Bucket Calf Show</b> , Show Arena
8:30 a.m.	4-H Foods check in; Conference Judging - Foods, Food Preservation; 4-H Exhibit Building, Barn 4
9:30 a.m.	4-H Conference Judging - Booths/Banners, Notebooks, Project Displays, Vet Science; Barn 4
10:00 a.m.	4-H Poultry & Pigeon Judging, Barn 7
11:00 a.m.	4-H Conference Judging - Agronomy, Horticulture and Landscape Design, Forestry, Wildlife, Shooting Sports; Barn 4
11:00 a.m. - 1:00 p.m.	4-H Food Bake Sale, Barn 4
12:30 p.m.	Pictures of 4-H Champions & Reserve Champions, Barn 4
1:00 p.m.	4-H Conference Judging – Entomology/Geology, Electric & Renewable Energy, Woodworking, Aerospace/Rocketry, Ag Mechanics, Astronomy, Building Block Engineering,

	Computer Science, Interior Design & Architecture, Robotics, Small Engines, Uncrewed Aerial Systems; Barn 4.
5:15 p.m.	4-H Food Auction, 4-H Exhibit Building, Barn 4
6:00 p.m.	4-H/FFA Sheep Judging, Show Arena
6:00 p.m.	4-H Rabbit Judging, Barn 10
9:00 p.m.	Cattle may tie out
11:00 p.m.	4-H Exhibit Building closes, Barn 4

**Saturday, August 1**

7:30 a.m.	4-H/FFA Swine Judging, Show Arena
8:00 a.m.	4-H Exhibit Building opens, Barn 4
8:30 a.m.	4-H Conference Judging - Visual Arts, 4-H Exhibit Building, Barn 4
9:30 a.m.	4-H Conference Judging - Fiber Arts, 4-H Exhibit Building, Barn 4
12:00 p.m.	4-H Shooting Sports Booth open, South Grandstands
12:30 p.m.	4-H Cloverbuds Show & Share, Barn 4
12:30 p.m.	4-H/FFA Dairy Cattle Judging, Show Arena
1:00 p.m.	4-H Conference Judging - Photography, 4-H Exhibit Building, Barn 4
2:00 p.m.	4-H'ers ALL Livestock Destination cards due to your superintendent.
4:00 p.m.	#supportyourlocalbeefproducer Event. Meet & Greet with the future of the beef industry, Barn 8
4:30 p.m.	Dairy Goats Judging, Show Arena
4:30 p.m.	Pictures of 4-H Champions & Reserves, Barn 4
6:00 p.m.	Round Robin Contestants Announced, Show Arena
6:30 p.m.	Livestock Fitting Contest, Show Arena
9:00 p.m.	Cattle may tie out
11:00 p.m.	4-H Exhibit Building closes, Barn 4

**Sunday, August 2**

10:00 a.m.	Youth led 4-H Sunday at Fairgrounds (ALL LIVESTOCK ACTIVITIES STOP) - Show Arena
12:00 p.m.	Animal Costume Contest, Show Arena
1:00 p.m.	4-H Exhibit building opens, Barn 4
1:00 p.m.	Scavenger Hunt, starts at 4-H Fair Office

1:30 p.m.	Ice Cream Social & Barnyard Olympics sponsored by Cowley County Farm Bureau
6:00 p.m.	Round-Robin Showmanship Contest, Show Arena
9:00 p.m.	Cattle may tie out
11:00 p.m.	4-H Exhibit Building closes, Barn 4

**Monday, August 3**

8:00 a.m.	Registration for 4-H Livestock Judging Contest. Breakfast will be available for contestants; Show Arena
8:00 a.m.	4-H Exhibit Building opens, Barn 4
8:30 a.m.	4-H/FFA Livestock Judging Contest, Show Arena
11:00 a.m.	4-H/FFA Challenge of Champions, 4-H Fair Office
1:00 p.m.	4-H/FFA members set up for livestock sale, Show Arena
1:00 p.m.	Dairy Cattle, Dairy Goats, Bucket Calves, Poultry, Rabbits released. Animals must be taken home at this time, unless prior arrangements have been made with your superintendents.
3:30 p.m.	4-H/FFA members set up for Buyer's BBQ
5:00 - 6:30 p.m.	BBQ for 4-H/FFA livestock buyers, Picnic Area
6:45 p.m.	4-H/FFA Market Livestock Sale, Show Arena
9:00 p.m.	<b>All livestock vehicles must be moved from barn areas to allow room for Base and Locker Trailers to line up.</b>
10:00 p.m.	All livestock exhibits released, <u>must check out</u> with superintendent
10:00 p.m.	4-H Exhibit Building closes, Barn 4

**Tuesday, August 4**

7:30 - 8:30 a.m.	All other 4-H/Youth exhibits released and <u>All hands on deck to help each other with fairgrounds clean-up</u>
------------------	---

**Friday, August 7**

Time TBD	Carcass Contest Evaluations Beef, Sheep, Meat Goat & Swine. Dates may need split depending on numbers.
----------	---

## **2026 LIVESTOCK FAIR CHANGES**

**\*\*All changes for the 2026 Cowley County Fair are listed in bold throughout this book.**

1. Livestock Load-Out Vehicles and Trailers need to be moved from roads around the barns by 9pm on Monday until the final locker loads out. Exhibitors can load tack until 9pm then they need to move to give locker trailers and base bid trucks priority load out. If your animal walks well you may check out with your animals superintendent and are able to walk your animal to the trailers on the far west roads.
2. Carcass Contest Rule added- Animals must meet weight requirements for their department to be eligible for placing and/or prizes. Carcasses may still be evaluated for learning purposes but will not be included in the contest.
3. Market Hogs- Maximum allowable weight has increased from 290lb to 300lb.
4. Beef Show- Will begin at 9:00 a.m. or 30 minutes after the Bucket Calf Show concludes.
5. Poultry Check-in Changed; new options:
  - a. Wednesday night: 7:00-9:00 p.m.
  - b. Thursday Morning: 10:00 a.m.-12:00 p.m.  
(During Vet check opportunities)  
Important: No entering cages until you have been vet checked and checked in by your superintendent
6. Agronomy Divisions-Wording changed from "Most Recent Harvest" to "Most Recent Crop."
7. New County Fair Only Class- Bundle of Cotton Plants- From the currently growing crop.
8. Review Static classes for general changes made at the State level.

## **4-H AND YOUTH DEPARTMENT GENERAL RULES**

### **READ ALL RULES BEFORE MAKING ENTRY**

#### **Eligibility**

1. Exhibitors must be bonafide members of FFA or 4-H Clubs in the county. All youth participants must be at least seven years of age before January 1 of the current year. Exhibitors should not have reached 19 before January 1 of the current year to be eligible to participate. Exception: Cloverbuds, ages 5-6.
2. Any exhibitor who is found to have tampered with or entered any exhibit that is not eligible or does not abide by the fair rules, will forfeit any awards, premiums and the right to sell in the Market Livestock Sale.
3. An exhibit made in school or during the course of a class may be exhibited only if the 4-H'er is enrolled in that project area.

#### **Pre-Entries**

1. Pre-entry for all exhibits is due online by 11:59 p.m., Wednesday, July 1, 2026. ALL ENTRIES MUST BE MADE ONLINE WITH THE OFFICIAL ENTRY LINK THAT WAS PROVIDED FOR EACH EXHIBITOR. For late entries to be accepted, they must be submitted by 11:59 p.m. the following Monday accompanied with a \$30 fee/exhibitor. Late entries will not be processed without the late fee included. Entries received after the following Monday grace period will not be accepted. Entries may be scratched at fair check-in, but additional entries will not be accepted.
2. Must be enrolled in 4-H, with projects selected by May 1 to receive a Fair Book and Fair Pre-Entry Packet in the mail. If you enroll in 4-H after this date, you will find the Fair Book posted on the Cowley County KSRE [website](#). To be eligible to showcase in the Cowley County Fair, you must have an approved 4-H enrollment status prior to the July 1, 2026 Pre-Entry Deadline.
3. Members can exhibit only in the classes or projects in which they are enrolled.
4. Every exhibit entered in competition for prizes must be produced by the Exhibitor during the current (2025-26) 4-H year.

#### **Check-In**

1. Every animal entering the grounds must go through a vet check. Sheep and all goats will weigh and check-in Wednesday from 7:00-9:00 p.m. Wednesday from 7:00 p.m.-9:00 p.m. will also be option #1 check in for Poultry. All other species will check in Thursday. Cattle must weigh from 9:00 a.m.-10:00 a.m. Swine may begin weighing at 8:00 a.m. and must be weighed and in place by 12:00 p.m. Breeding Heifers, Dairy Cattle and Bucket Calves must check in with the superintendent and be in place by 12:00 p.m. Poultry option #2 check in will be Thursday from 10:00 a.m.-12:00 p.m. All livestock entries must be on grounds and in

- place by 5:30 p.m. Thursday. Rabbits will check in on Thursday from 6:00 p.m.-8:00 p.m.
2. Non-livestock entries must be checked-in and in place by 7:00 p.m. on Thursday, unless specified otherwise. Non-livestock exhibits will not be accepted after 7:00 p.m. Thursday.
  3. Pre-printed entry cards will be available at check-in and must be attached to the exhibit at that time. An entry card must be completed for each exhibit and attached directly to the article. Contact the Extension Office for Entomology labels.
  4. All exhibits are entered at the individual's risk. The Cowley County Fair Board or Cowley County Extension Council will not be responsible for damage, loss or theft of exhibits.
  5. Extension Agents and Superintendents have discretion over the display of exhibits; i.e., Firearms and knives will not be on display.
  6. Beginning with the 2011 Cowley County Fair, for the safety of fair exhibitors, livestock and fair attendees, the Cowley County Fair Association has adopted the NEC Code of 2002. Therefore, all electrical equipment must have a cord with a three-wire ground or be double insulated, and not touching metal. No battery powered fans.

## **Judging**

1. All exhibits will be placed by the judges into the purple, blue, red, and white ribbon groups. Exhibits may be disqualified (oversized, overweight, displayed wrong, etc.) and will receive a participation ribbon, but will not be judged.
2. Champions and Reserve Champions may be awarded only to purple ribbon quality exhibits in Barn 4, if quality merits.
3. Exhibitors must sign up for Conference Judging appointments during the sign-up period on Thursday between 4:00 – 7:00 p.m. in Barn 4. Exhibitors who do not participate in Conference Judging will be docked one ribbon placing and the corresponding premium. They will be ineligible for Champion or Reserve Champion in that division.
4. Non-Livestock Champions and Reserve Champions will be chosen only from purple ribbon exhibits.

## **State Fair Qualification**

1. Only purple award exhibits are eligible for further competition at the Kansas State Fair, unless specified otherwise, honoring Kansas State Fair quota guidelines. Participants must have competed at the Cowley County Fair within the respective division to be eligible to compete at the Kansas State Fair. Age qualification for State Fair participation: 4-H members must be at least 9 and not have turned 19 before January 1st of the current 4-H year.

2. All livestock and large items not easily carried by one person, going to Kansas State Fair will be the responsibility of the individual.

## **Cowley County Fair Grievance Procedure**

Revised Date: January 12, 2026

1. Purpose
  - a. The purpose of this policy is to provide a clear, fair, and transparent process for resolving disputes or complaints related to Cowley County 4-H/FFA activities at the Cowley County Fair. This process ensures timely resolution while maintaining the integrity of events and programs.
2. Applicability
  - a. This policy applies to all Cowley County 4-H and FFA participants, families, and volunteers involved in Cowley County Fair events facilitated by the Cowley County Extension Office.
3. Definitions
  - a. Formal Grievance: A formal written complaint regarding a specific incident or decision related to fair activities.
  - b. Anonymous Grievance: a written complaint, but no further formal action is expected.
  - c. Incident: An event or action that prompts a grievance.
  - d. Hearing Committee: A group designated to review and decide on grievances.
4. General Requirements
  - a. Written Submission
    - i. All grievances must be made in writing, signed, and dated. The grievance must clearly state the reason for the complaint or appeal and if it is a formal or anonymous grievance.
    - ii. Anonymous grievances may be submitted to the Extension Office for informational purposes and documentation. This grievance will still require identification. The identity of the individual filing a grievance will be kept confidential to the greatest extent possible. Anonymous grievances will not be eligible for formal review or resolution under this policy.
    - iii. While anonymous grievances help identify concerns, formal grievances with identified participants are necessary for hearings and decisions. Individuals are encouraged to file formally to ensure fair resolution.

5. Submission Deadline
  - a. Grievances must be submitted to a Cowley County Extension Agent within 24 hours of the incident prompting the complaint.
6. Filing Fee
  - a. Each formal grievance must be accompanied by a \$25 cash deposit. The deposit will be refunded if the grievance is upheld and forfeited if denied. A filing fee is not required for anonymous grievances.
7. Confidentiality
  - a. The identity of the individual filing a grievance will be known to the Cowley County Extension Office and the hearing committee for purposes of review and resolution. However, the filer's identity will remain confidential to the public and will not be disclosed in any public setting, announcements, or documentation. All parties involved in the grievance process are expected to maintain this confidentiality.
8. Ineligible Grievances
  - a. Grievances will not be accepted for the following reasons:
    - i. Decisions made by judges, judging committees and veterinarians (all decisions are final).
    - ii. Issues related to published Cowley County Extension deadlines or rules, including but not limited to:
      1. Membership enrollment deadlines.
      2. Livestock ownership and tagging deadlines.
      3. Fair entry deadlines.
      4. County program pre-registration deadlines.
9. Grievance Hearing Process
  - a. Notification
    - i. Upon receipt of a qualified grievance, a hearing committee member will notify all involved parties within 24 hours. The notification will include the time and location for a formal hearing.
  - b. Formal Hearing
    - i. This will be a meeting where the grievance is reviewed with a fair and respectful process for all parties. Ground rules will be established, and time limits will be enforced. The grievance submitter may request to participate via phone, video conference, or written statement if attending in person poses a safety concern or undue hardship.

- c. Involved Parties
  - i. Involved parties may include:
    - 1. The individual against whom the grievance is made.
    - 2. Fair Department Superintendent.
    - 3. Fair Board Representatives (if applicable).
    - 4. Relevant witnesses or individuals with pertinent information.
  - d. Note: Events will not be delayed or interrupted due to any grievance.
- 10. Hearing Committee
  - a. The hearing committee may include, but is not limited to:
    - i. Extension Agent(s)- Fair Board Representative(s)- Fair Department Superintendent- Project Leader or 4-H Club Leader of the involved parties- FFA Advisor(s) (if applicable)- 4-H PDC Member- Extension Council Executive Board Member
  - b. Conflict of Interest: Committee members must recuse themselves if they have a direct stake in the grievance.
- 11. Decision and Documentation
  - a. The committee will issue a written decision within 48 hours of the hearing. Copies will be provided to the original grievance filer and a copy will remain on file at the Extension Office. Records will be kept confidential and accessible only to authorized personnel for 2 years. Based on the significance of the grievance, the formal hearing committee can recommend further action by the Cowley County Extension Council Executive Board that could include penalties. If multiple anonymous grievances are received regarding the same issue, the Extension Office may initiate an internal review to determine if corrective action is needed, even if formal hearings cannot occur without identified participants.
- 12. Escalation and Final Action
  - a. The hearing committee reserves the right to forward the grievance to the Cowley County Extension Council Executive Board for further review or potential penalties. All decisions are final at the conclusion of this process.
- 13. Accessibility and Accommodations
  - a. Reasonable accommodations will be provided for individuals with disabilities or language barriers (e.g., interpreters, accessible formats).

## **Check-Out**

1. Removal of exhibits prior to published exhibit release times will result in forfeiture of ALL premium monies.
2. Non-livestock exhibits will be released from 7:30-8:30 a.m. on Tuesday, August 4 unless otherwise specified. If an exhibitor cannot be present, please make arrangements for another club member to pick up the exhibit. The Cowley County Fair Board, Cowley County Extension Council, County Agents or superintendents will not be responsible for exhibits not claimed.

## **Clean-Up**

1. Fair clean-up will be first thing on Tuesday, August 4, 2026.
2. Each livestock exhibitor must clean-up their exhibit area or areas (INCLUDING TIE-OUT AREAS), as well as all 4-H barns, by 8:30 a.m. or within 2 hours after the loading of the animal.
3. All equipment used for livestock sale and picnic tables shall be put in storage.
4. All bedding shall be removed from buildings and placed in manure pits.
5. All outside livestock tie-up areas (4-H campgrounds) shall be cleaned to a sanitary condition.
6. All trash shall be picked up around all barns, in 4-H campgrounds, 4-H livestock trailer area and sale picnic area.
7. All equipment used for livestock shall be returned to storage areas (sheep, hog, and goat pens, poultry cages, rabbit cages and stands).
8. All barn floors shall be rinsed.
9. Exhibitors are responsible for returning all borrowed panels.
10. Wash racks shall be cleaned to sanitary conditions.
11. All livestock exhibitors, including Rabbits and Poultry, who fail to clean their area will be suspended from exhibiting an animal in that area the next year.
12. Cleaning the roof under the grandstand, midway as well as trash cans is NOT a 4-H responsibility.
13. Exhibit display items in Barn 4 shall be returned to storage. Barn 4 shall be swept.

# **2026 LIVESTOCK HEALTH REQUIREMENTS**

State of Kansas

Kansas Department of Agriculture Division of Animal Health  
1320 Research Park Drive  
Manhattan, KS 66502

Phone: (785) 564-6601 Fax: (785) 564-6778

## **GENERAL REQUIREMENTS**

1. All animals are subject to examination by the exhibition staff or their representatives and shall be free of clinical signs of infectious or contagious disease.
2. Animals determined by exhibition staff to have not met listed requirements will not be permitted to exhibit.
3. Certificate Of Veterinary Inspection (Health Certificate)
4. Kansas Origin Livestock – Certificate of Veterinary Inspection is not required by Kansas Department of Agriculture – Division of Animal Health (KDA-DAH), but can be required at the discretion of each exhibition event.
5. Livestock Originating From Other States – All livestock originating outside of Kansas must meet Kansas import requirements and must have a valid Certificate of Veterinary Inspection.

## **CATTLE (BEEF, DAIRY) AND BISON**

1. All cattle and bison must meet the General Requirements.
2. Cattle determined by exhibition staff to have lesions of ringworm, warts or infested with mange will not be permitted to exhibit.
3. Cattle Originating from Other States
  - a. All cattle must have official ID, and ID must be individually listed on the accompanying CVI.

## **GOATS**

1. In addition to the General Requirements, all goats must be:
  - a. Identified with a registered tattoo or an official USDA premises ID tag (Scrapie tag.) Goats identified with registration tattoos must have legible tattoos and must have registration papers for these animals available for inspection.
  - b. Free of any signs of sore mouth.
  - c. Free of clinical signs of active fungal (ringworm) infection.
2. Goats Originating from Other States
  - a. All goats must have official ID, and ID must be individually listed on the accompanying CVI.

## **HORSES**

1. All horses must meet the General Requirements.
2. A comprehensive vaccination protocol is recommended, but not required by KDAH.

3. Kansas Origin Horses – A valid VS Form 10-11 showing evidence of a negative Equine Infectious Anemia (Coggins) test conducted by a state-approved laboratory within 12 months prior to exhibition is recommended by KDAH.
4. Horses Originating from Other States must be accompanied by a **valid VS Form 10-11 showing evidence of a negative Equine Infectious Anemia (Coggins) test conducted by a state-approved laboratory within 12 months prior to entry into Kansas.** Foals six months of age and younger, accompanying their EIA-negative dams, are exempt from EIA test requirements.

## **POULTRY**

1. All poultry must meet the General Requirements.
2. Kansas Origin Poultry
  - a. Kansas continues its designation as a Pullorum-Typhoid (P-T) Clean state.
  - b. All poultry (except waterfowl) are required to show proof of being P-T clean by one of the following:
  - c. Originate from a certified U.S. Pullorum-Typhoid clean flock
  - d. Test negative at check-in of the county fair when the county has been designated by KDA-DAH for surveillance. Routine surveillance testing will be performed for each county fair a minimum of once every 5 years. Cowley Co. will test again in 2030. Testing will be available at fair check in.
3. Poultry Originating From Other States –
  - a. All poultry entering Kansas, except waterfowl, must show proof that they are pullorum – typhoid clean by one of the following methods:
  - b. Originate from a certified U.S. Pullorum-Typhoid clean flock
  - c. Test negative at check-in of the county fair when the county has been designated by KDA-DAH for surveillance. Routine surveillance testing will be performed for each county fair a minimum of once every 5 years. Cowley Co. will test in 2030.

Additionally, out-of-state poultry must have a “Permio to Ship Poultry or Hatching Eggs” issued by the KDAH within the previous year or a permit number issued by the KDAH office within the previous 15 days.

## **RABBITS**

1. All rabbits must meet the General Requirements.
2. Rabbits Originating from other States –

- a. All rabbits originating outside of Kansas must meet Kansas import requirements and must have a valid Certificate of Veterinary Inspection.

## **SHEEP**

1. In addition to the General Requirements, all sheep must be:
  - a. Identified with a registered tattoo or an official USDA premises ID tag (Scrapie tag.)
  - b. Free of any signs of sore mouth.
  - c. Free of clinical signs of active fungal (ringworm) infection, including club lamb fungus.
2. Sheep Originating From Other States
  - a. All sheep must have official ID, and ID must be individually listed on the accompanying CVI.

## **SWINE**

1. All swine must meet the General Requirements.
2. Swine Originating From Other States must also meet one of the following:
  - a. All swine must have official ID, and ID must be individually listed on the accompanying CVI.
  - b. All swine must obtain an import permit number prior to movement into Kansas

## **LIVESTOCK/GENERAL LIVESTOCK RULES**

1. Exhibitors must be bonafide members of FFA or 4-H Clubs in Cowley County. All youth participants must be at least seven years of age before January 1 of the current year. Exhibitors must not have reached 19 before January 1 of the current year to be eligible to participate.
2. All market livestock species must have been tagged and/or weighed at the official spring county weigh/tag day as set by the Cowley County Extension Office.
3. One-week late tagging/animal ID grace period with \$25/animal fee, with appropriate notification for Agent to schedule tagging.
4. Enrollment must be finalized prior to tagging. Names will be verified on enrollment list prior to tagging animal. There will be a waiver form for agent and family to sign if exhibitor comes to tagging and are not enrolled. Waiver will give exhibitor 7 days to finalize enrollment or the tagged animal will be invalid to exhibit at the Cowley County Fair.
5. Pre-entry for all exhibits is due online by 11:59 p.m., Wednesday, July 1, 2026. ALL ENTRIES MUST BE MADE ONLINE WITH THE OFFICIAL ENTRY LINK THAT WAS PROVIDED FOR EACH EXHIBITOR. Approved 4-H enrollment status is required for entries to be accepted. For late entries to be accepted, they

- must be submitted by 11:59 PM the following Monday accompanied with a \$30 fee/exhibitor. Entries received after the following Monday grace period will not be accepted. Entries may be deleted at fair check-in, but additional entries will not be accepted.
6. Exhibitors are limited to exhibiting a total of 4 head in each specie. Exception: Beef and Dairy Cattle may exhibit 5 head including Dairy Cow and Breeding Beef Bull or Beef Cow/Calf pair. However, the Cow, Bull or Cow/Calf pairs will not stay at the fair due to space restrictions.
  7. Entries must be made in every Class in which an animal is to be shown as an individual, except in the case of champions. No animal can be entered in more than one individual Class (omitting Cow/Calf pair calf) and an exhibitor can show only two animals in any one Class.
  8. Weigh-in for Beef, Swine, Meat Goats and Sheep will be as follows:
    - a. Meat Goats and Sheep: begin at 7:00 p.m. Wednesday-Sheep/Goat Barn
    - b. Beef: 9:00 a.m. - 10:00 a.m. Thursday - Beef Barn
    - c. Breeding Beef, Bucket Calves & Dairy Cattle must check in with superintendent by noon Thursday.
    - d. Swine: may begin as swine arrive, no earlier than 8:00 a.m. Thursday- Swine Barn
  9. Exhibits must be in place by 5:30 p.m., Thursday, July 30, unless specified otherwise. All livestock exhibits will be released at 10:00 p.m. on Monday. Exception: Dairy Cattle, Dairy Goats, Bucket Calves, Poultry and Rabbits will be released at 1:00 p.m. These animals must be taken home and stalls/pens cleaned, unless otherwise arranged with your superintendent.
  10. Exhibitors will be awarded premium money only one time on each animal entered.
  11. For all entries in livestock breeding classes, the exhibitor will be required to show the name, date of birth and registry number (if required) of animal to superintendent(s) at check-in.
  12. No animal that is shown in the market class will be eligible to show in the breeding class, or no animal shown in the breeding class will be eligible to show in the market class.
  13. Members shall be on hand to exhibit their entries. Failure without just cause (i.e. participation in other 4-H/Youth activities) or due to unforeseen circumstances will result in exhibitor forfeiting the right to participate in the livestock sale. In case an exhibitor has more than one entry in the same class, another Cowley County 4-H/FFA member may assist the exhibitor.
  14. Exhibitors must show their own animal in showmanship. Showing another family member's animal in showmanship will not be allowed.

15. Any person making a false entry or misrepresenting his animal as to age, registration or in any other manner, will forfeit any prize that may have been awarded and will be excluded from all competition.
16. In the Livestock, Rabbit and Poultry Divisions, each exhibitor must clean, water and feed their exhibits by 9:00 a.m. All livestock exhibits must be in place in the barns by 8:30 a.m. Livestock exhibits shall remain in the exhibit area until 9:00 p.m. each day of the fair and be kept in a sanitary condition at all times. Cattle may tie-out at 9:00 p.m. Any type of physical abuse to an animal or failure to keep animals fed, watered and clean will result in loss of premium money or immediate expulsion from the fair, depending on the severity of the abuse. Any person witnessing an abuse should notify one of the following: Superintendent, County Extension Agent(s), or Cowley County Fair Office. A committee of two superintendents, one Extension Agent and two Fair Board members will act on the alleged abuse.
17. Fair superintendents reserve the right to combine and divide classes as they see fit.
18. Changes to show classes will not be allowed within 2 hours of the show beginning.
19. All blankets must be removed from livestock during the visiting hours at the fair after animals have been shown.
20. No straw allowed. Bedding will be furnished by Fair Association.
21. In cases where special prizes are offered by commercial organizations, individuals or breed associations, it is up to the exhibitor to claim these prizes. The Fair Association will not be responsible for notifying either the exhibitor or the organizations offering the special prizes.
22. The superintendent of each division in the livestock department will assign all space or stalls and shall have full authority to move or rearrange exhibits when, in their judgment, it becomes necessary. Exhibitors must have a stall card in place above each pen or stall.
23. Each livestock exhibitor must clean their exhibit area(s) by 8:30 a.m. Tuesday morning. It is expected that each exhibitor is responsible for cleaning their own area as well as help clean up all 4-H Barns.
24. EXHIBITORS REMOVING ENTRIES PRIOR TO OFFICIAL RELEASE TIME WILL FORFEIT ALL PREMIUM MONEY.
25. All livestock will be groomed, fitted, cared for and shown by the exhibitor. Cooperation between exhibitors and family members is encouraged. ABSOLUTELY no adult professional groomers. 4-H Youth may submit a request upon check in for one current Kansas 4-H Youth Member to be their LIVESTOCK HELPER for show day. The purpose of this assistance is to allow the exhibitor

- a helper with multiple animals, assisting in getting the animals ready and helping to and from the show ring.
26. GROOMING RULE UPDATE: FULL FIT SHOW
27. Cowley County Fair Show Grooming: The purpose of grooming rules for exhibitors is to promote the youth program as a learning experience for the youth. All exhibitors are expected to care for and groom their animals throughout the show. Grooming at the Cowley County Fair for the breeding and market animal shows may include the use of adhesives, paints, and powders and shall not include the use of hair not from the animal being groomed or twine/artificial material. Full fit is not required, you may still "blow & go" if you chose to.
28. Livestock Helper-Any person who is NOT an immediate family member or a current Cowley County 4-H or FFA member exhibiting at the Cowley County Fair shall be deemed a "livestock helper." One Livestock Helper may be submitted in writing at the time of check in. This includes any current enrolled Kansas 4-H Youth. Livestock helpers may only assist in grooming and/or care of animals IF the exhibitor is both present and participating in the care and/or grooming of their animal.
- \* Exception - a livestock helper may provide grooming and/or care to an animal with the exhibitor not present IF the exhibitor is in the show ring showing one of their other animals.
29. All fitting and animal show prep must be done in/around barns or wash racks.
30. Minimum weight must be reached in order to be eligible for the Market Livestock Sale. Minimum weights are as follows:
- Market Hogs: 230 to 300 pounds
  - Market Lambs: 90 Pounds
  - Meat Goats: 50 pounds
  - Market Steers and Market Heifers: 1,050 pounds.
31. There will be no re-weigh for livestock. The first weight will be the official weight. NO EXCEPTIONS!
32. Each species' show schedule will be at the discretion of the superintendent(s).
33. Tag change policy: When an animal loses a tag, the exhibitor must contact the Cowley County Extension Office in writing as soon as said tag is noticed to be missing. Include the following information: Specie, previous tag number, breed, sex of animal and statement verifying that the animal is the same animal that was tagged at the official tagging day. Ear tags that are lost after the pre-entry deadline must still be submitted in writing to the Extension Office, but will be handled on a case by case basis.
34. A showmanship contest will be held for all species during the appropriate show. Classes may be combined. No premiums will be awarded. Showmanship age division is based on age of

- exhibitor before January 1 of the current 4-H year. Senior: 14 years of age and over, Intermediate: 10-13, Junior: 7-9.
35. Only SENIOR division champion and reserve champion showmen in Horse, Meat Goats, Beef, Sheep, Swine, Dairy Cattle and Dairy Goats are eligible to compete in the Round Robin Showmanship contest. Exhibitors must show the animal they qualified with in that species' showmanship. Showing another family member's animal in showmanship will not be allowed. **The Round Robin 2026 preference order for 3rd and 4th place showman will be Beef, Meat Goat, Horse, Dairy Goat, Dairy Cattle, Swine and Sheep.** The order will rotate annually.
  36. Bred and Owned classes are offered in the Beef, Sheep, Swine, Meat Goat, Dairy Cattle and Dairy Goat Divisions. To comply with the definition of "Bred and Owned", the animal must be the offspring of a dam owned by the 4-H member prior to breeding, as well as during the gestation period, and after the birth of the animal.
  37. Ownership deadline for all breeding livestock and Dairy Cattle/Goats is May 1 of the current 4-H year.
  38. All male livestock (beef, sheep, swine, meat goats) must be castrated at least 30 days prior to the fair and must be healed completely.
  39. Herdsmanship judging for beef cattle, sheep, swine, goats, bucket calves, dairy cattle, rabbits, and poultry will be held on Friday, Saturday, Sunday and Monday of the fair and will be in accordance with following scorecard:

### **Herdsmanship Scorecard**

- |   |            |
|---|------------|
| A. COOPERATIVE EFFORT.....                        | 20 points  |
| 1. Willingness to cooperate with show management. |            |
| 2. Courtesy and willingness to follow rules.      |            |
| 3. General courtesies to the public.              |            |
| 4. Neat appearance of exhibits.                   |            |
| B. ANIMALS.....                                   | 30 points  |
| 1. Animals tied or stalled for best effect.       |            |
| 2. Animals kept properly fitted.                  |            |
| 3. Animals adequately bedded.                     |            |
| 4. Animals fed and watered regularly.             |            |
| C. STALLS AND AISLES.....                         | 50 points  |
| 1. Aisles kept free and clean for spectators use. |            |
| 2. Exhibit cards neatly displayed.                |            |
| 3. Feed kept in feed areas.                       |            |
| 4. Equipment kept in show boxes.                  |            |
| 5. Stalls kept clean, neat and dry.               |            |
| TOTAL POSSIBLE PER DAY.....                       | 100 points |

At the conclusion of the fair, all daily scores will be totaled and cash awards will be presented to the top three clubs/chapters as follows: 1st-\$25, 2nd-\$15, 3rd-\$10

40. ALL LIVESTOCK WILL BE SUBJECT TO DRUG TESTING.

Any drug-related problems involving livestock shall result in the banishment of exhibitor and immediate family from all future Cowley County Fair livestock exhibits and any refusal and/or failure to cooperate with the Cowley County Fair Association during testing will result in disqualification and banishment.

41. Exhibitors who fail to properly feed, water, and/or care for their animals shall forfeit premium money and will not be allowed to exhibit that specie of livestock at the Cowley County Fair the following year.

42. Feeding in and around pens will be allowed. Exhibitors are expected to closely monitor feeders and should be in or around the pen while feeders are in the pens. Feeders and hay bags are not to be left in the pens outside of normal feeding times or overnight. With the exception of in place dairy goat/dairy cattle rules. If exhibitors are asked more than once to remove feeders, the superintendents have the right to remove feeders and exhibitor will not be allowed to feed in and around barn for the remainder of the fair.

43. Beginning with the 2011 Cowley County Fair, for the safety of fair exhibitors, livestock, and fair attendees, the Cowley County Fair Association has adopted the NEC Code of 2002. Therefore, all electrical equipment must have a cord with a three wire ground or be double insulated and not touching metal. Fans for livestock must be inspected prior to use at the Cowley County Fair. Box fans do not meet these requirements. No battery powered fans allowed. If fair help see this violation they will remove the fan.

44. At the discretion of the superintendents, livestock will be used for the Livestock Judging Contest.

45. Livestock exhibitors must complete the wholesome meat statement included with online pre-entry.

46. Clean up may not begin until 11:30 p.m. Monday night, or after all base bid animals have been loaded.

## **MARKET LIVESTOCK SALE**

Auction Clerk - Edw. B. Stephenson & Co., CPA

Monday, August 3, 2026 - 6:45 p.m. Cowley County Fairgrounds

1. The 4-H and FFA Market Livestock Sale will be for Market: Beef, Swine, Sheep, Goat, Rabbit Meat Pen, and Meat Bird pens only.
2. The sale order for 2026 will be: Sheep, Beef, Rabbit, Meat Birds and Swine, Meat Goat
3. Animals sold through the sale must be exhibited at the Cowley County Fair.
4. Each 4-H and FFA exhibitor can participate in the Market Sale with one animal or rabbit meat pen only, and must exhibit their own animal in the sale ring. Exceptions may be considered for a substitute sale exhibitor with prior written approval prior to fair pre-entry deadline of a majority of the Market Livestock Sale Superintendents and the Cowley County Extension Agents for the following reasons: An official State or National 4-H/ FFA/Agricultural Industry event whereby the exhibitor is a documented officer or committee person.
5. The Market Livestock Sale Committee will announce a base bid on all species prior to the sale to be used only on all market animals sold through the Cowley County Fair. The base bid for all market animals will be subject to discounts for weight ranges according to industry standards. Discounts will be announced prior to the sale.
6. A charge of 3 percent of the total premium value only will be made for all animals. No commission will be charged on the base bid value of the animal. This fee is used to provide a special barbecue honoring buyers and other supporters of the Market Livestock Sale. It also covers advertisements, buyer's ribbons, and supplies.
7. All market livestock will be shown and sold based on official weight at fair weigh-in.
8. Each exhibitor must complete a "Livestock Destination" card for all livestock species eligible for the market livestock sale. This card must be turned in to the species superintendent by 2:00 p.m. on Saturday. There will be a 3% dock of premium money for cards which are turned in late or marked incorrectly.
9. All animals entering the sale ring that are not "take home" will be terminally sold and must be picked up by a state inspected locker plant or to the base bid buyer.
10. Steers must be controlled without use of extra ropes or lariats.
11. 4-H/FFA members selling animals through the sale are expected to feed/water and care for them up until the time they are loaded on the truck or taken home.

12. To qualify for the auction, market animals' weight must fall within the following ranges. No shrinkage will be calculated on any animals.
  - a. Market steers/heifers- minimum of 1,050 pounds
  - b. Market hogs- 230-300 pounds
  - c. Market lambs- Minimum of 90 pounds
  - d. Rabbit meat pen- 3-5 pounds each
  - e. Market goats- minimum of 50 pounds.
13. Starting in 2025 the Market Livestock Sale is not a mandatory terminal sale, individuals will have the option to select "premium only and take home" on their Livestock destination card. These animals will sell as premium only and animal will go home with the youth member.
- 14. Livestock Load-Out Vehicles and Trailers need to be moved from roads around the barns by 9pm on Monday until the final locker loads out. Exhibitors can load tack until 9pm then they need to move to give locker trailers and base bid trucks priority load out. If your animal walks well you may check out with your animals superintendent and are able to walk your animal to the trailers on the far west roads.**

## **BEEF CATTLE**

Superintendents: Brian and Jamie McGee

Jr. Superintendents: Hadley Lackey and Pyper Rasico

1. ALL Market Steers and Market Heifers shown at the Cowley County Fair must have been owned, weighed and ear tagged at the official spring weigh-in March 1, 2026. The minimum weight for Market Steers and Market Heifers is 1,050 pounds.
2. All beef and bucket calves must be checked/weighed-in and in place by 12:00 p.m. Thursday, July 30, 2026. Market Beef must weigh-in from 9:00 a.m. – 10:00 a.m. in the Beef Barn.
3. Health Requirements: Please refer to Kansas Animal Health Department Guidelines, page 18.
4. When animals are not being fed, watered, or in cases of extreme heat, cattle shall remain at the barns.
5. Registered and Commercial Heifers will show in separate classes. All Registered Heifers must have registration or transfer papers in the sole name(s) of the exhibitor and dated no later than May 1 of current year. Heifers may be co-owned and co-registered by two or more 4-H/FFA members of the same family. Registration papers are to be presented at check-in time. Other Breed heifers for which separate Classes are not established that are registered will show in the Registered Other Breeds division. All unregistered heifers will show in the Commercial division and must be tagged by May 1 of the current year.
6. Each 4-H Club/FFA chapter will stall their beef cattle together. Stall assignments will be made by the superintendents.
7. The Cowley County Fair Beef Show will be a “Full Fit” show though it is not required. Please see Grooming rule in General Livestock Rules.
8. Champion and Reserve Champion Market Heifers and Market Steers from each Division will compete for Grand Champion Market Beef and Reserve Champion Market Beef. There will be no Grand/Reserve Champion Market Steer and no Grand/Reserve Champion Market Heifer.
9. Bred and Owned classes are offered in the Beef, Sheep, Swine, Meat Goat, Dairy Cattle and Dairy Goat Divisions. To comply with the definition of “Bred and Owned”, the animal must be the offspring of a dam owned by the 4-H member prior to breeding, as well as during the gestation period, and after the birth of the animal.

### **DIVISION – BEEF SHOWMANSHIP**

**Class 0001** - Senior Showmanship (14-18).

**Class 0002** - Intermediate Showmanship (10-13).

**Class 0003** - Junior Showmanship (7-9).

For more showmanship information, see Livestock General Rules, #34.

## DIVISION – MARKET BEEF

The divisions for judging will be based on weight and set at weigh-in. Animals in each division will be divided by weight to make uniform classes and decisions on the division of classes will be made by the superintendents. Market Beef weighing under 1,050 pounds will be reclassified as “Feeder Cattle”, will not be eligible for Grand/Reserve Grand Champion and will be ineligible for the Market Livestock Sale.

**Class 0004** - Market Beef

## DIVISION – BREEDING BEEF

Breeding Heifers must be born after September 1, 2024. Breeds may include: Angus, Charolais, Chianina, Hereford, Limousin, Maine Anjou, Simmental, Shorthorn, AOB and Commercial. Classes will be formed after check-in by breed and birth date. Superintendents may alter or combine classes as they see fit.

Breeds listed will be shown in separate classes if numbers warrant.

**Class 0006** - Breeding Heifers

## DIVISION – SECOND YEAR BUCKET CALF

1. The purpose of the Second Year Bucket Calf classes is to allow exhibitors to show their bucket calf project from the previous year against other animals in their peer group.
2. Second Year Bucket Calves must have been exhibited the previous year as a Bucket Calf by the same 4-H member.
3. Calves must be identified by a 4-H ear tag.
4. Steers must weigh-in at the county weigh-in designated by the Extension Office.
5. Calves will be shown at halter with a show stick.
6. Steers and Market Heifers will show against Market Beef and will be eligible to sell in the Market Livestock Sale as long as they reach a minimum weight of 1,050 pounds.
7. Second Year Bucket Calf Division winners must reach minimum weight and receive a blue ribbon to be eligible to compete in the Grand Drive.

**Class 0010** - Second Year Bucket Calf Steers

**Class 0011** - Second Year Bucket Calf Breeding Heifers

**Class 0012** - Second Year Bucket Calf Market Heifers

## DIVISION – COW CALF

1. Cow-calf pairs may arrive the day of the show (Friday; July 31, 2026) and will be released following the show.
2. Cow-calf pairs are not eligible for Champion Heifer. The calf of the pair can be entered and shown in the Bull or Heifer division. At the superintendent discretion cow may be used in showmanship.
3. Calf must be most recent natural calf born after January 1, 2026.

4. Cow-calf pair will be considered as a pair when placed by the judge.
5. Pairs must be shown haltered.

**Class 0008** - Cow-calf pair (please note breed on entry)

#### DIVISION – BREEDING BULL

1. Bulls must arrive the day of the show. (Friday; July 31, 2026)
2. Bulls will be released from the fairgrounds directly after the show.
3. Upon arrival, there will need to be a Beef Superintendent, and a Fair Board member present for unloading. It is at their discretion to determine if the animal is safe to continue stalling and to show. Exhibitors must be able to have total control of bull at all times. Bulls must be well halter broke and calm.
4. Bulls will be allowed to stall at the participant's designated area.
5. Bulls may only be shown in the Breeding Bull Division.
6. Bulls over 24 months of age will be ineligible to show.
7. All bulls 12 months or older must have nose control or nose clip.
8. Bulls are to only be allowed in the East and West outside portions of the beef barn, and are at NO TIME ALLOWED in the middle, inside portion of the beef barn.
9. An adult must be present with the participant at all times that the bull is not stalled, with the exception of entering/exiting the show ring.
10. An adult will escort from stalling to the show arena and again back to stalling.

**Class 0009** – Breeding Bulls (note breed and age on entry)

#### DIVISION – BEEF CATTLE GROUP EXHIBIT

**Class 0013** - Group of Five Beef Cattle. Must be owned by 3 different individuals belonging to the same club or chapter. Any club or chapter may enter as many groups as possible, but cannot collect more than two cash awards. 1st-\$15; 2nd-\$12; 3rd-\$10; 4th-\$7.50; 5th-\$5; 6th-\$2.50.

#### MARKET BEEF RATE OF GAIN CONTEST

1. 4-H/FFA Market Steers must have been weighed on March 1, 2026 at the Winfield Livestock Auction (beginning weight).
2. 4-H/FFA Market Steers must weigh on Thursday, July 30, 2026, at the Cowley County Fairgrounds (ending weight) and must be exhibited at the 2026 Cowley County Fair.
3. Rate of gain will be calculated on all steers which meet criteria 1 - 2 as follows: Average Daily Gain (ADG) = Ending weight - Beginning weight/151 days (March 1-July 30).
4. 4-H/FFA Market Steers which meet requirements 1 - 3 will be ranked (highest to lowest) according to ADG.

## **BUCKET CALF**

### **DIVISION – BUCKET CALF**

Superintendent: Angie Krepps

Jr. Superintendent: Caleb Krepps

1. Exhibitor must be 13 years old or younger (before January 1 of the current year).
2. Calves may be clipped, though not required. Bucket Calf show is blow and go with no adhesives or fitting.
3. The orphaned or newborn calf may be male or female. It may be beef, dairy or cross.
4. All bucket calves must be calved after January 1 and before May 31 of the current year.
5. The calf must be fed on bucket or bottle.
6. Conference Judging will be used. It will be based on:
  - a. What the 4-H'er learned about caring for and raising the calf.
  - b. The general health of the calf and the knowledge of the 4-H'er in health related areas.
  - c. Cleanliness.
  - d. What the 4-H'er has learned about care and showing.
  - e. Calves are shown on a halter.
  - f. The use of show sticks while showing is permitted and is at the discretion of the exhibitor.
7. Bucket calf exhibitors are not eligible for Champion Round Robin Showman.
8. Classes will be divided at the discretion of the superintendent.
9. Bucket calves are to be at least 60 days of age to be shown.
10. Bucket calves must be checked/weighed-in and in place by 12:00 p.m. Thursday, July 30, 2026.
11. Bucket calves will be released on Monday, August 3, 2026 at 1:00 p.m. **EXHIBITORS MUST MAKE ARRANGEMENTS FOR CHECK-OUT WITH THE SUPERINTENDENT MONDAY AFTERNOON AND SIGN-IN WITH THE SUPERINTENDENT ON TUESDAY FOR FAIR CLEANUP.**

**Class 0014** - Junior Bucket Calf (Exhibitor age 7-9)

**Class 0015** - Intermediate Bucket Calf (Exhibitor 10-13)

### **BEEF PREMIUMS**

Grand Champion	Ribbon
Reserve Grand Champion	Ribbon
Breed Champion	Ribbon
Breed Reserve Champion	Ribbon
Purple/Blue	\$5.00
Red	\$4.00
White	\$3.00

## DAIRY CATTLE

Superintendents: Becky Henderson, Andy Murphy, Scott Murphy

Jr. Superintendents: Matthew Henderson, Adison Henderson

1. All livestock must be on grounds and in place by 5:30 p.m. Thursday, July 30, 2026.
2. Health Requirements: Please refer to Kansas Animal Health Department Guidelines, page 15.
3. Exhibitor must have owned or leased the dairy animal for a minimum of 100 days before the county fair. All lease, registration and/or transfer papers must be made in the name of the exhibitor and dated no later than May 1 of the current year.
4. A cow, in order to be eligible to be shown, must have been owned or leased by the exhibitor as a calf or a heifer.
5. Animals shown in this division may be either purebred or grade, but exhibitors are strongly urged to show purebred animals.
6. In case the number of entries justify, as determined by the superintendent, the heifer and cow classes may be combined or divided as needed.
7. Lactating Dairy Cows are allowed to have hay in their stall.
8. Milking Cow Classes may be brought the day of the show by 10:00 a.m. and released after completion of the Dairy Cattle show. All other dairy cattle entries shall be in place on Thursday at 5:30 p.m.
9. Bred and Owned classes are offered in the Beef, Sheep, Swine, Meat Goat, Dairy Cattle and Dairy Goat Divisions. To comply with the definition of "Bred and Owned", the animal must be the offspring of a dam owned by the 4-H member prior to breeding, as well as during the gestation period, and after the birth of the animal.

### DIVISION – DAIRY CATTLE SHOWMANSHIP

**Class 0040** - Senior Showmanship (14-18)

**Class 0041** - Intermediate Showmanship (10-13)

**Class 0042** - Junior Showmanship (7-9)

For more showmanship information, see Livestock General Rules, #34.

### DIVISION – DAIRY CATTLE

Breeds: Holstein, Jersey, Milking Shorthorn, Ayrshire, Brown Swiss, Guernsey, AOB

**Class 0043** - Junior Calf born March 1 - June 30 of the current year

**Class 0044** - Intermediate Calf born December 1, 2025 - February 29, 2026

**Class 0045** - Senior Calf born September 1 - November 30, 2025

**Class 0046** - Summer Yearling born June 1 - August 31, 2025

**Class 0047** - Junior Yearling born March 1 - May 31, 2025

**Class 0048** - Winter Yearling born December 1, 2024 - February 28, 2025

**Class 0049** - Senior Yearling born September 1 - November 30, 2024

**Class 0050** - Dry Cow, any age

**Class 0051** - Junior Two Year Old born March 1 - August 31, 2024

**Class 0052** - Senior Two Year Old born September 1, 2023- February 28, 2024

**Class 0053** - Junior Three Year Old born March 1 - August 31, 2023

**Class 0054** - Senior Three Year Old born September 1, 2022 – February 28, 2023

**Class 0055** - Four Year Old Cow born September 1, 2021 - August 31, 2022

**Class 0056** - Five Year Old Cow born September 1, 2020 - August 31, 2021

**Class 0057** - Aged Cow born before September 1, 2020

DIVISION – GROUP DAIRY EXHIBIT

**Class 0059** - Group of Three Dairy Cattle. Must be owned by 3 different individuals belonging to the same club or chapter. Any club or chapter may enter as many groups as possible, but cannot collect more than two cash awards. 1st-\$15; 2nd-\$12; 3rd-\$10; 4th-\$7.50; 5th-\$5; 6th-\$2.50.

DAIRY PREMIUMS

Grand Champion	Ribbon
Reserve Grand Champion	Ribbon
Champion	Ribbon
Reserve Champion	Ribbon
Purple/Blue	\$5.00
Red	\$4.00
White	\$3.00

## DAIRY GOATS

Superintendent: Monica Rupp

1. All registered Dairy Goats must have a legible tattoo. Grade Dairy Goats must have a Scrapie tag. Questionable tattoos will be moved to Grade class. 4-H members should check tattoos before submitting pre-entries to make sure the tattoo is legible and entered in the correct class.
2. The veterinary inspection will be held from 7:00-9:00 p.m. Wednesday, July 29. All goats must be inspected before entering the fairgrounds or pens. All blankets and leg wraps need to be removed for vet check.
3. Goats which do not meet general health requirements or are found to be infected with fungal lesions, sore mouth, warts, mange and/or intact males as determined by the veterinarian(s) will be sent home and not permitted to show or sell. Any non-lesioned goat(s) transported on the same vehicle with infected goat(s) will also be sent home. The decision of the inspecting veterinarian(s) is final. Health Requirements: Please refer to Kansas Animal Health Department Guidelines, pg 18.
4. Exhibitors will be limited to a total of four Dairy Goat entries.
5. Registration papers (from ADGA, AGS or CGS) or stamped duplicates will be required for all animals in the registered or recorded grade classes. Papers must be in the sole name of the exhibitor by May 1 of the current 4-H year if the animal was given to or purchased by the exhibitor. If the animal was born to an animal the exhibitor owned and registered, then ownership would start the day the animal was born and any date of registration up to the show is acceptable as long as registration papers are available at check-in. Registration papers are also required to be shown at check-in for leased registered goats
6. All lease and/or grade does must have a Dairy Goat Leasing or Identification Form completed and turned in to the office each year by May 1 and provide a copy at fair check-in.
7. Entries will be placed in Classes by age with the day of check-in being the base date.
8. Exhibitors are requested to be neatly and appropriately dressed (preferably in white) when showing animals.
9. Dairy Goats may have hay in their pens. The hay must be in a hay bag and kept away from Meat Goat and Sheep pens. NO HAY NETS.
10. Open storage of hay and grain in tack pens is not permitted. Hay and grain must be kept in a tightly sealed container at all times.
11. Milking Doe Classes may be brought by 9:00 a.m. the day of the show and released following the show. All other dairy goat entries shall be in place on Wednesday by 9:00 p.m.
12. All goats must be disbudded or dehorned.

13. Bred and Owned classes are offered in the Beef, Sheep, Swine, Meat Goat, Dairy Cattle and Dairy Goat Divisions. To comply with the definition of "Bred and Owned", the animal must be the offspring of a dam owned by the 4-H member prior to breeding, as well as during the gestation period, and after the birth of the animal.

#### DIVISION – DAIRY PRODUCTION CONTEST

Exhibitors must milk their goats at 8:00 p.m., Thursday, and also 8:30 a.m., Friday. Weights of milk and time since freshening will determine winners. Does must have kidded after the previous year's fair. Only ribbons will be given.

**Class 0090** - Production Contest (Any senior Dairy Goat with some milk may enter this contest.)

#### DIVISION – DAIRY GOAT SHOWMANSHIP

**Class 0091** - Senior Showmanship (14-18)

**Class 0092** - Intermediate Showmanship (10-13)

**Class 0093** - Junior Showmanship (7-9 years of age)

For more showmanship information, see Livestock General Rules, #34.

#### DIVISION – DOE CLASSES

Registered purebred breeds will show together; Grade/Recorded Grade will show together. Dual purpose goats (kinder goats) should enter the dual purpose classes listed after the dairy goat classes with the exception of showmanship. Dual Purpose does will show in the dairy goat showmanship classes. Note: Grade Dairy Goats and Dual Purpose Goats are not eligible to be shown at the Kansas State Fair. "Grade" Dairy Goats are dairy/dairy cross goats without registration papers. Recorded Grade Dairy Goats are goats with brown registration papers and are eligible to be shown at the Kansas State Fair.

Junior does are does under 2 years old that have never had babies/been in milk. Senior does include does of any age that have had babies/been in milk. Age of a doe is determined by the does age at check-in.

**Class 0094** - Junior Doe, birth and under 5 months

**Class 0095** - Junior Doe, 5 months and under 8 months (not in milk and not previously freshened)

**Class 0096** - Junior Doe, 8 months and under 12 months (not in milk and not previously freshened)

**Class 0097** - Junior Doe, 12 months and under 24 months (not in milk and not previously freshened)

**Class 0098** - Senior Doe, up to 24 months (in milk or previously freshened)

- Class **0099** - Senior Doe, 24 months and older (in milk or previously freshened)
- Class **0100**- Best Udder (only does in milk can be entered in this class)
- Class **0101** - Mother/Daughter (May be any age. At least one goat must be owned by the exhibitor. Only one class entry required per duo)
- Class **0102** - Get of Sire Trio (3 goats that have the same sire. Can be different ages. The exhibitor entering must own at least one of the goats. Other goats may have different owners.)
- Class **0103** - Bred and Owned (An animal that must be the offspring of a dam owned by the exhibitor prior to breeding, during gestation and after birth of the animal.)
- DIVISION-DUAL PURPOSE DOE CLASSES**
- Class **0104**- Junior Doe, any age
- Class **0105**- Senior Doe, any age
- Class **0106**- Mother/Daughter

#### DAIRY GOAT PREMIUMS

Grand Champion	Ribbon
Reserve Grand Champion	Ribbon
Champion	Ribbon
Reserve Champion	Ribbon
Purple/Blue	\$5.00
Red	\$4.00
White	\$3.00

#### HORSE

Superintendent: Angie and Wayne Krepps  
 Jr. Superintendent: Caleb Krepps and Addison Robinson  
 Horse Show

Saturday, July 25, 8:00 a.m.

Entry Time Begins – 7:00 a.m.

Burden Arena, Burden, KS

1. Health Requirements: Please refer to Kansas Animal Health Department Guidelines, page 18.
2. Show regulations, scoring procedures and class requirements will be followed in accordance with the latest edition of the Official Kansas 4-H Horse Show Rule Book (S-133). Copies are at [www.kansas4-h.org](http://www.kansas4-h.org).
3. Horse Ownership: Exhibitor or members of their immediate family must have owned the horse prior to May 1 of the current year OR the horse may be leased in accordance with leasing provisions listed in section 1.2 of the 4-H Kansas Horse Show Rule Book. Whether owned or leased, members must have

- managed the horse at least 75 percent of the time from May 1 through September 30 of the project year.
4. Dress Code: Long pants and a long-sleeved shirt or blouse and western hat must be worn. Pants, shirt and blouses may vary in color. Extremes of style and/or color, while permissible, are not representative of western attire and do not allow the exhibitor to be presented in a professional manner. In no instance shall "fancy" attire count over a nice, neat workman-like appearance.
  5. Contestant number to be worn on back of contestant for in-hand classes and on both sides of the saddle pad for riding classes.
  6. Exhibitors will be limited to exhibit 2 horses.
  7. An exhibitor should not be allowed to show a horse which he/she cannot handle. The judge has the right to dismiss an exhibitor from the ring and disqualify him/her if he/she does not have sufficient control of their mount.
  8. Mistreatment of horses will NOT be tolerated. Exhibitors will be disqualified immediately if found mistreating an animal. This rule will be enforced. Decisions by superintendent/judge/agent are final.
  9. Timed events will start from standing position in arena. No running exits. Over and under ropes, on or off the saddle horn are not permitted. A rider who chooses to wear a western hat which is lost during the run will be given a two-second penalty.
  10. The judge's decision is final in all halter, showmanship, and performance classes.
  11. No stallions are permitted to be shown.

#### DIVISION – HORSE SHOWMANSHIP

**Class 0060** - Senior Showmanship (14-18)

**Class 0061**- Intermediate Showmanship (10-13)

**Class 0062** - Junior Showmanship (7-9)

**Class 0063** - Horseless Horse Showmanship

For more showmanship information, see Livestock General Rules, #34.

#### DIVISION – HORSE SHOW, HALTER CLASSES

Horses exhibited at halter will enter one of the following two divisions:

1) Stock-Type: includes but not limited to, Appaloosa, Buckskin, Paint, Palomino, Pinto, Quarter Horse.

2) Non-Stock type: includes but not limited to, Arabian, American Saddlebred, Missouri Foxtrotter, Morgan, Tennessee Walking Horse.

**Class 0064** - Stock Type Geldings (Any Age)

**Class 0065** - Non-Stock Type, Miniature and Pony Geldings (Any Age)

**Class 0066** - Stock Type Mares (Any Age)

**Class 0067** - Non-Stock Type, Miniature and Pony Mares (Any Age)

#### DIVISION – HORSE SHOW, PERFORMANCE CLASSES

1. An exhibitor may use the same horse in performance classes as in halter classes or the exhibitor may use a different horse.
2. If an age division in English Pleasure or Western Pleasure has less than three (3) entries, two or more age divisions may be combined at the judge's discretion. Horses will show together, but exhibitors will be judged within their respective age division.
3. Horses shown in "Ranch Horse" classes will not be allowed to show in 'Open' classes and vice versa (i.e., a horse shown in Senior Western Pleasure cannot be shown in Ranch Horse Western Pleasure.) "Ranch Horses" shall be working ranch horses that show considerable forward motion, moving out with a natural gait, with a comfortable and natural head set and neck carriage. Excessively slow, low-headed horses will be penalized in Ranch Horse classes.
4. Age divisions for performance classes are based on the age of the exhibitor: Senior, age 14 and over; Intermediate, 10-13; Junior, 7-9. Divisions will be selected with online entry.

**Class 0068** - English Pleasure

**Class 0069** - English Equitation

**Class 0070** - Non-Stock/Pony Western Pleasure

**Class 0071** - Walk-Trot Western Pleasure (Exhibitor may not compete  
In any other Western Pleasure class on the same horse)

**Class 0072** - Western Pleasure

**Class 0073** - Ranch Rail

**Class 0074** - Walk/Trot Western Horsemanship

**Class 0075** - Western Horsemanship

**Class 0076** - Ranch Pattern

**Class 0077** - Ranch Horse Trail

**Class 0078** - Trail

**Class 0079** - Reining

**Class 0080** - Pole Bending

**Class 0081** - Barrel Racing

#### HIGH POINT HORSE AWARD

At the conclusion of the horse show, a High Point Award will be presented to an exhibitor in each age division (Jr, Int, Sr). Points will be based on ribbon placings of one horse/one rider combination competing in the 6 following classes: Halter; Showmanship; a Horsemanship or Equitation Class; a Western, Ranch, or English Pleasure Class; Trail or Ranch Trail; and one speed event. Walk-Trot and Leadline Classes are not eligible to count toward High Point Award. Points are awarded as follows: Champion and Purple - 4 points; Blue - 3 points; Red - 2 points; White - 1 point. Ties will be broken on highest number of purple ribbons awarded. If no purples are awarded, number of blue ribbons will be used for tie-breakers.

## HORSE PREMIUMS

Grand Champion	Ribbon
Reserve Grand Champion	Ribbon
Champion	Ribbon
Reserve Champion	Ribbon
Purple/Blue (Except Classes 0060-0063)	\$5.00
Red (Except Classes 0060-0063)	\$4.00
White (Except Classes 0060-0063)	\$3.00

## 4-H JUNIOR RODEO

Superintendent: Angie and Wayne Krepps  
Jr. Superintendent: Caleb Krepps and Addison Robinson  
July 25, 2026  
Check in 4:00 p.m.  
Grand Entry 5:00 p.m.  
Burden Rodeo Arena

## EVENT REGISTRATION

1. Rodeo will BEGIN promptly at 5:00 p.m. Be ready to start the events at this time.
2. Please arrive early enough to complete check-in/confirming entries. This should be completed 30 minutes prior to the start time listed above.
3. Pre-Entry is required with normal fair pre-entries.

## DRESS CODE- WILL BE STRICTLY ENFORCED

1. Long sleeve collared shirt, long pants, boots, western hat (optional).
2. Absolutely NO CAPS.

## GENERAL RULES & REGULATIONS

1. NOT RESPONSIBLE FOR ACCIDENTS
2. Rodeo is limited to Cowley County 4-Hers only.
3. 4-Hers must pre-enter online with the official entry link that was provided for each exhibitor, by July 1, 2026.
4. All participants must wear their contestant number to enter the arena.
5. Horse ID is required of each horse participating in the rodeo.
6. Horse ID's will be verified prior to the start of the rodeo. Any horse that doesn't have an properly signed and approved Horse ID will not be permitted to participate.
7. No contestant will be awarded a prize until the official entry form has been verified and approved by agent.
8. Good conduct and sportsmanship is expected of all contestants, parents/guardians, and spectators.
9. Failure to comply with the Rules and Regulations will be cause for immediate disqualification.

10. No running of horses outside the arena.
  11. No double riding allowed.
  12. No leading by another rider.
  13. No saddle restraints or seatbelts, unless proven to be medically necessary.
  14. Participants must be ready at the gate when their name is called. Name is called 3 times – if participant fails to arrive, they forfeit the entry with no participation or points earned.
  15. All timed events will be flagged and not ran by a timer.
- ALL HORSEBACK PARTICIPANTS ARE EXPECTED TO PARTICIPATE IN THE GRAND ENTRANCE**

### **Class 0082 – Barrel Racing**

Barrels are to be run in the clover pattern, starting at either the left or right barrel. The participants pattern will be considered broken if they circle the barrel in the wrong direction, return beyond the start line, or break forward motion. A 5 second penalty will be assessed for each barrel knocked over during the run. Any contestant crossing the finish line before a completed pattern will receive a no time. The arena gate must be closed immediately after contestant enters the arena, and remain closed until the pattern is complete and contestant has their horse under control.

### **Class 0083 – Flag Racing**

Participant will enter the arena, circle the barrel (in either direction), remove the flag from the bucket, and return back over the start/finish line. The participants pattern will be considered broken if they drop the flag, knock over the barrel, knock over the bucket, do not continue around the barrel in the initial direction, hit their horse with the flag, or cross the start/finish line without completing the flag exchange. Any contestant crossing the finish line before the pattern is complete will receive a no time. The arena gate must be closed immediately after contestant enters the arena, and remain closed until the pattern is complete and contestant has their horse under control.

### **Class 0084 – Pole Bending**

Participant will run a pattern around 6 poles, placed 21 feet apart. The first pole is placed 21 feet from the start/finish line. Poles are to be completed in a weaving pattern. The participant is to go straight down to and around the sixth pole, turn back and weave in and out of the poles until the first pole, turn back and weave in and out to the sixth pole, then return back in a straight line to the start/finish line. The participant will start either to the right or left of the first pole and run the remainder of the pattern accordingly. A 5 second penalty will be assessed for each pole that is tipped over. The participants pattern will be considered broken if the weaving pattern is broken (participant must continue forward motion with turns in the direction of the next pole), or

if the participant crosses the start/finish line without fully completing the pattern. Any contestant crossing the finish line before a completed pattern will receive a no time. The arena gate must be closed immediately after contestant enters the arena and remained closed until the pattern is completed and contestant has their horse under control.

### **Class 0085 – Goat Tying**

Participants must cross the start line mounted on their horse, proceed to the goat, dismount their horse, flank the goat and tie three legs, then place their hands in the air to signal time. The participants run will be considered broken if their tie does not hold for six (6) seconds. A ten (10) second penalty will be assessed if the horse crosses the tie line on the goat. Volunteers may be near the goat to help younger participants off their horse if needed, and to catch the horse. The goat is to be held until the contestant crosses the starting line. Goat must be thrown by hand. If the goat is down when the contestant reaches it, they must lift the goat to its feet and throw it down. If the contestants hand is on the goat when it falls, it is considered thrown by hand.

1. Contestant must cross and tie any three (3) legs.
2. Boys will string and tie the goat the same as a calf. Boys must use a piggin' string. No other material permitted.
3. Girls must use a rope, piggin' string or leather thong. No other materials permitted. One or more wraps and a ½ hitch, hooley or knot is required.
4. After tying the goat, the contestant will need to stand back at least three (3) feet from the goat before the judge will begin time for six (6) seconds.
5. The goat must stay tied for six (6) seconds.
6. A ten (10) second penalty will be given if the contestant's horse runs over the rope or the goat.
7. The contestants receives a no time if they touch the goat or strip after calling for time.

### **Class 0086- Dummy Sled Breakaway Roping**

1. No barrier; calf has to pass a barrel before time starts.
2. Can carry 2 loops.
3. Ninety (90) second time limit.
4. Rope must have flag on end of it so can easily see when it breaks free.
5. String will be provided for tying the rope to the saddle horn.
6. Legal catch is considered a catch around the neck
7. Ten (10) second penalty if calf/dummy does not pass barrel before contestant leaves the box.

### **Class 0087 - Dummy Sled Steer Breakaway Roping**

1. No barrier; Steer sled has to pass a barrel before time starts.

2. Can carry 2 loops.
3. Ninety (90) second time limit.
4. Rope must have flag on end of it so can easily see when it breaks free.
5. String will be provided for tying the rope to the saddle horn.
6. Legal catch is considered a catch around the neck
7. Ten (10) second penalty if steer/dummy does not pass barrel before contestant leaves the box.
8. The roper is to come from the heading box.
9. One (1) loop limit, three (3) legal head catches.
  - a. Both horns.
  - b. Half head, includes one horn and nose.
  - c. Around the neck.
10. Illegal catches that result in a no time are:
  - a. If the loop crosses itself in the head catch.
  - b. If Hondo passes over one horn and the loop is over the other.
  - c. A front leg in the head loop.
11. Contestants will receive a no time if they break the rope from the saddle horn by hand. If the rope should dally around the horn, the contestant may ride forward to undally the rope, and then stop horse to make the rope break away from saddle horn.
12. Only one (1) loop, if at any time a rope drops to the ground, this is considered a dead rope and contestant will receive a no time.
13. Time will be flagged when rope breaks from the saddle horn

### **Class 0088 – Dummy Roping – ALL Ages**

1. Properties: Bale of hay with a calf head attached.
2. A piece of wood, with point designations clearly marked, will be placed behind the bale of hay.
3. Each contestant will be allowed 5 attempts, from the point station they choose. There will be 4 point stations:
  - 1 foot back = 1 point
  - 3 feet back = 3 points
  - 5 feet back = 5 points
  - 7 feet back = 7 points
4. Contestant must remain on the wood. If the contestant throws a loop from the wrong side or steps over the line, that loops will not count for points.
5. Contestant must have and maintain control of rope when thrown. Contestant must still have ahold of rope at end of throw, if not that loop will not count for points.
6. No fishing is allowed. Contestant may pull slack straight back but not flip the rope or push it forward. The judge's determination of this rule is final.

## POINTS

First Place = 10 points  
Second Place = 9 points  
Third Place = 8 points  
Fourth Place = 7 points  
Fifth Place = 6 points  
Sixth Place = 5 points  
Seventh Place = 4 points  
Eighth Place = 3 points  
Ninth Place = 2 points  
Tenth Place = 1 point

Every contestant will receive one (1) point for participation for completing an event. This point will be added to the places earned.

## RODEO AWARDS

All Around Senior, 14-19 years – Cowboy  
All Around Senior, 14-19 years – Cowgirl  
All Around Intermediate, 10-13 years – Cowboy  
All Around Intermediate, 10-13 – Cowgirl  
All Around Junior, 7-9 years – Cowboy  
All Around Junior, 7-9 years – Cowgirl

Grand Champion	Ribbon
Reserve Grand Champion	Ribbon
Champion	Ribbon
Reserve Champion	Ribbon
Purple/Blue	\$5.00
Red	\$4.00
White	\$3.00

## MEAT GOATS

Superintendents: Kelsey Nurdyke, Troy and Tiffany Archer

Jr. Superintendent: Kennedy Holcomb and Tinley Archer

1. All goats must have a Scrapie tag, including wethers.
2. Health Requirements: Please refer to Kansas Animal Health Department Guidelines, page 18.
3. The veterinary inspection will be held from 7:00-9:00 p.m. Wednesday, July 29. All goats must be inspected before entering the fairgrounds and pens. All blankets and leg wraps need to be removed for vet check.
4. Goats which do not meet general health requirements or are found to be infected with fungal lesions, sore mouth, warts, mange and/or intact males as determined by the veterinarian(s) will be sent home and not permitted to show or sell. Any non-lesioned goat transported on the same vehicle with infected

- goat(s) will also be sent home. The decision of the inspecting veterinarian(s) is final.
5. Each exhibitor is limited to four (4) head for the Cowley County Fair.
  6. Market Goats will be shown by weight in weight divisions. Divisions will be determined by show management at weigh-in.
  7. Market goats must still have their milk teeth. Milk teeth are the bottom two center teeth.
  8. Meat Goats are suggested to be born after November 1 of the year prior. The standing milk teeth rule is still in place and will hold priority over date born.
  9. Market Goats must be shown shorn (no more than 3/8 inch hair)
  10. The Cowley County Fair allows a full fit grooming option please see general livestock rule #26 for further details.
  11. Horns: Wethers are suggested to be dehorned. If horns are present on does or wethers, they must be tipped and rounded.
  12. Market Goats may be braced, but must be shown with all four feet on the ground. Exhibitors may use a collar, with a short lead or a halter when showing. Medium (3 mm) or smaller pinch collars will be allowed.
  13. Market Goats will be permitted to sell in the Market Livestock Sale if minimum weight (50 pounds) is met.
  14. Breeding Meat Doe guidelines must be meat type breed (Boer, Spanish, Moyotonic, Pygmy, Kiko, San Clemente). May be shown with or without horns.
  15. No bucks will be allowed to show.
  16. Feeding in and around pens will be allowed. Exhibitors are expected to closely monitor feeders and should be in or around the pen while feeders are in the pens. Feeders and hay bags are not to be left in the pens outside of normal feeding times or overnight. With the exception of in place Dairy Goat/Dairy Cattle rules. if exhibitors are asked more than once to remove feeders, the superintendents have the right to remove feeders and exhibitor will not be allowed to feed in and around barn for the remainder of the fair
  17. Open storage of hay and grain in tack pens will not be permitted. Hay and grain must be kept in a tightly sealed container at all times.
  18. Bred and Owned classes are offered in the Beef, Sheep, Swine, Meat Goat, Dairy Cattle and Dairy Goat Divisions. To comply with the definition of "Bred and Owned", the animal must be the offspring of a dam owned by the 4-H member prior to breeding, as well as during the gestation period, and after the birth of the animal.

## DIVISION – MEAT GOAT SHOWMANSHIP

**Class 0110** - Senior Showmanship (14-18)

**Class 0111** - Intermediate Showmanship (10-13)

**Class 0112** - Junior Showmanship (7-9)

For more showmanship information, see Livestock General Rules, #34.

## DIVISION – MARKET MEAT GOATS

Goats weighing under 50 pounds will be classified as “Feeder Goats” and will be ineligible for Grand/Reserve Grand Champion and ineligible to sell in the Market Livestock Sale.

**Class 0113** - Meat Goat

## DIVISION – BREEDING MEAT DOES

**Class 0115** - Breeding Does (Born September 1, 2025 or later)

**Class 0116** - Breeding Yearlings (Born Sept 1, 2024 to August 31, 2025)

## MARKET MEAT GOAT RATE OF GAIN CONTEST

1. 4-H/FFA Market Meat Goats must have been weighed on April 26 or 28 at the official tagging days (beginning weight).
2. 4-H/FFA Market Meat Goats must weigh on Wednesday, July 29, 2026 at the Cowley County Fairgrounds (ending weight) and must be exhibited at the 2026 Cowley County Fair.
3. Rate of gain will be calculated on all goats which meet criteria 1 - 2 as follows: Average Daily Gain (ADG) = Ending weight - Beginning weight/93 days (April 27-July 29).
4. 4-H/FFA Market Meat Goats which meet requirements 1 - 3 will be ranked (highest to lowest) according to ADG.

## MEAT GOAT PREMIUMS

Grand Champion	Ribbon
Reserve Grand Champion	Ribbon
Breed Champion	Ribbon
Breed Reserve Champion	Ribbon
Purple/Blue	\$5.00
Red	\$4.00
White	\$3.00

## POULTRY/PIGEONS

Superintendent: Noel Miller, Jessica Bohaty & Valerie Eastman  
Jr. Superintendent: Seraine Miller, Riley Eastman & Jasmine Bohaty

1. Variety of bird must be indicated on pre-entry.

### 2. Poultry Check-in check-in options:

a. **Wednesday night: 7:00-9:00 p.m.**

b. **Thursday Morning: 10:00 a.m.-12:00 p.m.**

**(During Vet check opportunities)**

**Important: No entering cages until you have been vet checked and checked in by your superintendent**

3. Pullorum-Typhoid testing will be held again in 2030 for the next scheduled testing.
4. Young Classes are those hatched after January 1 of the current year. All others are considered "old" for judging purposes.
5. In this division, each member may exhibit a maximum of eight entries with a limit of three per Class. Leg bands are required to ensure proper identification of each entry and may be purchased at the Cowley County Extension office.
6. Judging of classes 3201, 3202, 3203, 3204, 3209, 3210, 3211 and 3212 will be done primarily on the basis of exhibition qualities as described in "The American Standard of Perfection". Birds not meeting standard will be lowered one ribbon placing. Judging of classes 3205, 3206, 3207, 3208 will be done on the basis of production qualities only. Classes 3205 and 3208 may be combined if entries are low.
7. Exhibitors must feed, water, and clean under cages daily.
8. All pigeons must be single entries.
9. Members may not enter more than two pigeons per Class regardless of breed. Each member is limited to eight birds.
10. All pigeons must be shown with a numbered band. Young birds must be shown with seamless bands, or else judged in the old class. Young birds are those hatched in the calendar year of the show.
11. Judging will be by comparison only using latest standards of the National Pigeon Association.
12. Classes will be offered for all standard breeds approved by the National Pigeon Association. Be sure to designate breed on entry form.

**DIVISION – POULTRY CLASSES**

**\*Class 0120** - Barnyard Mix, Birds not meeting standard Cowley County Fair ONLY, limited to two birds

**Class 3201** - Standard Breeds, Large Fowl- 1 young bird of either sex.

**Class 3202** - Standard Breeds, Large Fowl- 1 old bird of either sex.

**Class 3203** - Standard Breeds, Bantams - 1 young bird of either sex.

**Class 3204** - Standard Breeds, Bantams - 1 old bird of either sex.

**Class 3205**- Production Pullets- Pen, 3 Standardbred, Crossbred, or Strain cross pullets to be judged on egg production qualities only.

**Class 3206** - Production Hens- Pen, 3 Standardbred, Crossbred, or Strain cross hens to be judged on egg production qualities only.

**Class 3207** - Dual Purpose Pullets- Pen, 3 such as Rhode Island Reds, New Hampshire, Plymouth Rocks, etc.

- Class 3208** - Dual Purpose Hens- Pen, 3 such as Rhode Island Reds, New Hampshire, Plymouth Rocks, etc.
- Class 0129** - Meat-Tpe Chickens- Pen, 3 Standardbred, Crossbred, or Straincross birds of the same sex to be judged on meat production qualities only. **Eligible for Premium Sale.**
- Class 3209** - Turkeys, all breeds, - 1 bird of either sex.
- Class 3210** - Ducks, Call or Bantam, all breeds; one bird of either sex
- Class 3211** - Ducks, all breeds - 1 bird of either sex.
- Class 3212** - Geese, all breeds - 1 bird of either sex.

#### DIVISION – PIGEON CLASSES

- Class 0133** - Old Cock (hatched in previous calendar year)
- Class 0134** - Old Hen
- Class 0135** - Young Cock (hatched in this calendar year)
- Class 0136** - Young Hen

#### POULTRY & PIGEON PREMIUMS

Grand Champion	Ribbon
Reserve Grand Champion	Ribbon
Breed Champion	Ribbon
Purple/Blue	\$4.00
Red	\$3.00
White	\$2.00

#### RABBITS

Superintendent: Caydence Billiter

1. Each member may enter no more than one entry per Class including "Fur Classes."
2. Exhibitor may bring no more than 18 different rabbits.
3. All rabbits are to be legibly tattooed in the left ear for identification before bringing to the show.
4. All rabbits will be divided into age classes and judged according to their breed standard as listed in the ARBA "Standard of Perfection." Crossbred rabbits will be judged on their meat and/or fur production qualities. Crossbred rabbits can only be shown for the 4-H'er's first and second year of the rabbit project and are ineligible for State Fair competition.
5. Pre junior (under 3 months) classes only available in the following breeds: Argente Braun, Beveren, Blanc de Hotot, Californian, Champagne D'Argent, Checkered Giant, American Chinchilla, Giant Chinchilla, Cinnamon, Creme D'Argent, New Zealand, and Palomino. Juniors (under 6 months). Intermediate (6-8 months) classes only available in the following breeds: American, Giant Angora, Argente Braun, Beveren, Blanc de Hotot, Californian, Champagne D'Argent, Checkered Giant, American Chinchilla, Giant Chinchilla, Cinnamon, Crème D'Argent, Flemish Giant, English Lop, French Lop, New Zealand, Palomino, Satin and

- Silver Fox. Senior, six months of age or over for breeds other than those listed as having Intermediate classes, eight months of age or over for breeds having Intermediate classes.
6. Exhibitors will be responsible for the care, feeding and exhibiting of their own rabbits.
  7. Diseased rabbits will be barred from the show.
  8. All exhibitors should be on hand to carry their rabbits to the judging table. If this is not possible, please make sure you have another 4-H'er who will do this for you.
  9. Rabbits must be owned by exhibitor for 30 days prior to show.
  10. In rabbit breeding, a "variety" refers to a subdivision within a recognized rabbit breed, characterized by distinct color, fur, or other traits.

#### DIVISION – RABBIT CLASSES

Please specify Breed and Variety when entering.

- Class 0140** - Senior Buck. Eight months of age and over for breeds with Intermediate classes; six months and over for all other breeds.
- Class 0141** - Senior Doe. Eight months of age and over for breeds with Intermediate classes; six months and over for all other breeds.
- Class 0142** - Intermediate Buck. Only breeds listed above with Intermediate classes.
- Class 0143** - Intermediate Doe. Only breeds listed above with Intermediate classes.
- Class 0144** - Junior Buck. Under six months of age.
- Class 0145** - Junior Doe. Under six months of age.
- Class 0146** - Pre-Junior Buck. Only breeds listed above with pre-juniors.
- Class 0147** - Pre-Junior Doe. Only breeds listed above with pre-juniors.
- Class 0148** - Meat Pen. Three (3) rabbits, all one recognized breed and variety (broken varieties must be same color). Minimum weight 3½ pounds each. Maximum weight 5½ pounds each, and not over 70 days of age. Will be judged on their meat qualities, condition, uniformity and fur.

#### DIVISION – FUR CLASSES

All rabbits must be shown in their breed class to be shown in fur class. Fur classes will be judged after breed classes.

- Class 0149** - Normal White fur
- Class 0150** - White Satin fur
- Class 0151** - White Rex fur
- Class 0152** - White Angora fur
- Class 0153** - Normal Colored fur

- Class 0154** - Colored Satin fur
- Class 0155** - Colored Rex fur
- Class 0156** - Colored Angora fur

**DIVISION – RABBIT SHOWMANSHIP**

The rabbit used in showmanship must be entered in the 4-H rabbit show.

- \***Class 0157** – Senior Showmanship (14-18)
- \***Class 0158** - Intermediate Showmanship (10-13)
- \***Class 0159** - Junior Showmanship (7-9)

\*Subject to written test at judge’s discretion.

**RABBIT PREMIUMS**

Grand Champion	Ribbon
Reserve Grand Champion	Ribbon
Breed Champion	Ribbon
Purple/Blue	\$4.00
Red	\$3.00
White	\$2.00

**SHEEP**

Superintendents: Amber Quint and Darren Mora  
 Jr. Superintendent: Brilee Pellegrini and Kody Quint

1. All sheep must have a Scrapie tag, including wethers.
2. Market Lambs will weigh from 7:00 p.m.- 9:00 pm. Wednesday. All livestock must be vet checked, on grounds and in place by 10:00 p.m. Wednesday, July 29, 2026. All blankets and leg wraps need to be removed prior to vet check. A veterinarian will be present to inspect all sheep for general health and presence of fungal lesions at a designated unloading area before unloading and entering the sheep barn. Sheep which do not meet general health requirements or are found to be infected with fungal lesions, as determined by the veterinarian, will be sent home and not permitted to show or sell. Any non-lesioned sheep transported on the same vehicle with infected sheep will also be sent home. The decision of the inspecting veterinarian is final. The veterinary inspection will be held from 7:00 p.m. to 9:00 p.m.
3. Health Requirements: Please refer to Kansas Animal Health Department Guidelines, page 18.
4. Market Lambs are suggested to be born after December 1 of the prior year. The standing milk teeth rule is still in place and will hold priority over date born.
5. The basis for determining age of Breeding Sheep is Sept. 1 of the preceding year.
6. Market Lambs will show in the following divisions broken by weight:

- 4 Black Face Divisions
  - 1 White Face Division
  - 1 Hair Sheep Division
7. Divisions must constitute 4 sheep to show as a division. If not they will be placed into the Black Face Division.
  8. At the time of weigh-in and showing, all Market Lambs must be slick shorn with an even length of wool covering above the hock and knee (head excluded). Belly wool is prohibited. Wool length shall not exceed .2 inch. Market Lambs with excessive or uneven wool will not be weighed in.
  9. The Cowley County Fair allows a full fit grooming option please see general livestock rule #26 for further details.
  10. Exhibitors who abuse an animal will be barred from showing and will forfeit any premium, ribbon or prize won. The word abuse includes: beating, slapping, using an electric prod or forcing a lamb into a solid object in an attempt to make the animal brace more firmly. Bracing a lamb by holding the front feet off the ground also constitutes abuse.
  11. Registered and commercial ewes will be shown in separate classes. Registered ewes must have ear tags/tattoos as required by their respective breed associations. Registration papers must be present at check-in time.
  12. Registration or transfer papers for ewes in the breeding class must be in the name of the exhibitor. Breeding Sheep may be owned and co-registered by the exhibitor and members of the immediate family. The flock tag number must match the number on the registration papers.
  13. There will be no wool length requirements on breeding ewes.
  14. Feeding in and around pens will be allowed. Exhibitors are expected to closely monitor feeders and should be in or around the pen while feeders are in the pens. Feeders and hay bags are not to be left in the pens outside of normal feeding times or overnight. With the exception of in place Dairy Goat/Dairy Cattle rules. if exhibitors are asked more than once to remove feeders, the superintendents have the right to remove feeders, and exhibitor will not be allowed to feed in and around barn for the remainder of the fair.
  15. Do not leave sheep unattended at sheep stands.
  16. The first and second place sheep from each division will be brought back for selection of the Grand Champion and Reserve Grand Champion.
  17. Open storage of hay and grain in tack pens will not be permitted. Hay and grain must be kept in a tightly sealed container at all times.
  18. Bred and Owned classes are offered in the Beef, Sheep, Swine, Meat Goat, Dairy Cattle and Dairy Goat Divisions. To comply with the definition of "Bred and Owned", the animal must

be the offspring of a dam owned by the 4-H member prior to breeding, as well as during the gestation period, and after the birth of the animal.

#### DIVISION – SHEEP SHOWMANSHIP

**Class 0030** - Senior Showmanship (14-18)

**Class 0031** - Intermediate Showmanship (10-13)

**Class 0032** - Junior Showmanship (7-9)

For more showmanship information, see Livestock General Rules, #34.

#### DIVISION – MARKET LAMB

Market Lambs will show in the following divisions broken by weight: Blackface, White Face, Hair Sheep. Lambs weighing less than 90 pounds will be classified as “Feeder Lambs” and will be ineligible for Grand/Reserve Grand Champion and the Market Livestock Sale.

**Class 0033** - Market Lambs

#### DIVISION – BREEDING EWES

Breeds may include: Dorset, Hampshire, Suffolk, AOB and Commercial. Registration papers must accompany registered ewes.

**Class 0035** - Ewe Lamb (Born September 1, 2025 or later)

**Class 0036** - Yearling Ewe (Born Sept 1, 2024 to August 31, 2025)

#### DIVISION – GROUP SHEEP EXHIBIT

**Class 0038** - Group of Five Sheep. Must be owned by 3 different individuals belonging to the same club or chapter. Any club or chapter may enter as many groups as possible, but cannot collect more than two cash awards. 1st-\$15; 2nd-\$12; 3rd-\$10; 4th-\$7.50; 5th-\$5; 6th-\$2.50.

#### MARKET LAMB RATE OF GAIN CONTEST

1. 4-H/FFA Market Lambs must have been weighed on April 26 or 28 at the official tagging days (beginning weight). April 28<sup>th</sup> will be used for calculating purposes.
2. 4-H/FFA Market Lambs must weigh on Wednesday, July 29, 2026 at the Cowley County Fairgrounds (ending weight) and must be exhibited at the 2026 Cowley County Fair.
3. Rate of gain will be calculated on all lambs which meet criteria 1 - 2 as follows: Average Daily Gain (ADG) = Ending weight - Beginning weight/93 days (April 27-July 29).
4. 4-H/FFA Market Lambs which meet requirements 1 - 3 will be ranked (highest to lowest) according to ADG.

## SHEEP PREMIUMS

Grand Champion	Ribbon
Reserve Grand Champion	Ribbon
Breed Champion	Ribbon
Breed Reserve Champion	Ribbon
Purple/Blue	\$5.00
Red	\$4.00
White	\$3.00

## SWINE

Swine Superintendents: Russ and Audree Gottlob

1. Pigs farrowed before December 1, 2025, are not eligible to compete.
2. Health Requirements: Please refer to Kansas Animal Health Department Guidelines, page 18.
3. Pens will be assigned by the swine superintendents.
4. It is the exhibitors responsibility to keep pens dry and clean at all times.
5. A minimum of five (5) animals must be entered to form a breed class. Fewer than five animals will be entered in Other Purebred. If fewer than 5 entered in other purebred class animals will be entered in crossbred class.
6. Market Swine will be divided into classes by breed and weight. Breeding Gilts will be divided into classes by breed. Classes will be set at the discretion of Swine Superintendents.
7. Snaring of swine is prohibited.
8. During the swine show, exhibitors will be limited to one helper in the holding area.
9. Bred and Owned classes are offered in the Beef, Sheep, Swine, Meat Goat, Dairy Cattle and Dairy Goat Divisions. To comply with the definition of "Bred and Owned", the animal must be the offspring of a dam owned by the 4-H member prior to breeding, as well as during the gestation period, and after the birth of the animal.

## DIVISION – SWINE SHOWMANSHIP

**Class 0020** - Senior Showmanship (14-18).

**Class 0021** - Intermediate Showmanship (10-13).

**Class 0022** - Junior Showmanship (7-9).

For more showmanship information, see Livestock General Rules, #34.

## DIVISION – MARKET HOG

Breeds may include Berkshire, Duroc, Hampshire, Chester White, Spots and Poland, Yorkshire, Other Purebred, Crossbred. Hogs weighing under 230 pounds will be classified to "Feeder Pigs". Hogs weighing over 300 pounds will be classified at "Overweight Pigs".

Overweight and Feeder pigs will be ineligible for Grand/Reserve Grand Champion and the Market Livestock Sale.

**Class 0023 - Market Hogs**

DIVISION – BREEDING GILTS

Breeds may include Berkshire, Duroc, Hampshire, Chester White, Spots and Poland, Yorkshire, Other Purebred, Crossbred.

**Class 0025 - Breeding Gilts**

SWINE PREMIUMS

Grand Champion	Ribbon
Reserve Grand Champion	Ribbon
Breed Champion	Ribbon
Breed Reserve Champion	Ribbon
Purple/Blue	\$5.00
Red	\$4.00
White	\$3.00

## LIVESTOCK SPECIAL AWARDS

The **Ed Fisher Livestock Exhibitor Award** is a peer nominated award that is awarded annually to the exhibitor who shows the most leadership and knowledge in a variety of livestock projects.

### BEEF SPECIAL AWARDS

The **Junior Shorter Memorial Beef Exhibitor Award** is sponsored by the Cowley County Classic Beef Show. It is a peer-nominated award that is given annually to an exhibitor who shows outstanding leadership in the Beef Project.

<b>Champion Market Beef</b>	sponsored by Rockin' F Ranch
<b>Res. Champion Market Beef</b>	sponsored by Cowley Co. Farm Bureau
<b>3<sup>rd</sup> Place Market Beef</b>	Sponsored by Mackey Electric
<b>4<sup>th</sup> Place Market Beef</b>	Sponsored by Mackey Electric
<b>5<sup>th</sup> Place Market Beef</b>	Sponsored by Mackey Electric
<b>Supreme Champion Heifer</b>	sponsored by Mike & Jennifer Legako and Shorter Ranch
<b>Res. Supreme Champion Heifer</b>	sponsored by Matt & Sheila Tatum
<b>3<sup>rd</sup> Place Breeding Heifer</b>	sponsored by Silverdale Quality Stone
<b>4<sup>th</sup> Place Breeding Heifer</b>	sponsored by Higdon Family
<b>5<sup>th</sup> Place Breeding Heifer</b>	sponsored by Marc & Chelsy Champlin
<b>Champion Sr. Showman</b>	sponsored by Shane & Kianne Prill Family
<b>Res. Champion Sr. Showman</b>	sponsored by Beau & Tina Bailey
<b>Champion Int. Showman</b>	sponsored by Winfield Livestock Auction
<b>Res. Champion Int. Showman</b>	sponsored by Depenbusch Farm
<b>Champion Jr. Showman</b>	sponsored by Orvel & Shirley Mason
<b>Res. Champion Jr Showman</b>	sponsored by Cowley County Livestock Association
<b>Champion Rate of Gain</b>	sponsored by Tony & Renee Humbolt
<b>Res. Champion Rate of Gain</b>	sponsored by South Central Kansas Precision Ag
<b>Champion Cow/Calf Pair</b>	sponsored by Thomson Construction & Roofing
<b>Res. Champion Cow/Calf Pair</b>	sponsored by Silverdale Quality Stone
<b>Champion Bull</b>	sponsored by Josh & Lindsey Tatum
<b>Res. Champion Bull</b>	sponsored by Holcomb Cattle Company
<b>Champion Bred &amp; Owned Market Beef</b>	sponsored by Clapp Ranch
<b>Res. Champion Bred &amp; Owned Market Beef</b>	sponsored by Clapp Ranch
<b>Champion Bred &amp; Owned Breeding Heifer</b>	sponsored by Holcomb Cattle Company
<b>Res. Champion Bred &amp; Owned Breeding Heifer</b>	sponsored by RS Ranch

**Catch A Calf Champion** sponsored by Bill House Foundation  
**Catch A Calf Res. Champion** sponsored by Bill House Foundation  
**Catch A Calf 1<sup>st</sup>-5<sup>th</sup>** sponsored by Bill House Foundation

**BUCKET CALF SPECIAL AWARDS**

**Champion Bucket Calf** sponsored by Kill Cattle Company  
**Res. Champion Bucket Calf** sponsored by Cowley Co. Farm Bureau

**SWINE SPECIAL AWARDS**

**Champion Market Hog** sponsored by LaGrone Farm & Ranch  
**Res. Champion Market Hog** sponsored by Tatum Farm & Ranch  
**3<sup>rd</sup> Place Market Hog** sponsored by Silverdale Quality Stone  
**4<sup>th</sup> Place Market Hog** sponsored by Austin & Bionca Keesey  
**5<sup>th</sup> Place Market Hog** sponsored by Austin & Bionca Keesey  
**Champion Gilt** sponsored by Tatum Farm & Ranch  
**Res. Champion Gilt** sponsored by Tatum Farm & Ranch  
**3<sup>rd</sup> Place Breeding Gilt** sponsored by Pvt. John Eckes Camp #10 SUVCVW  
**4<sup>th</sup> Place Breeding Gilt** sponsored by Cowley County Community College  
**5<sup>th</sup> Place Breeding Gilt** sponsored by Jelinek Farms  
**Champion Sr. Showman** sponsored by Dick & Carol Gottlob  
**Res. Champion Sr. Showman** sponsored by Jill Zimmerman  
**Champion Int. Showman** sponsored by Matt & Sheila Tatum  
**Res. Champion Int. Showman** sponsored by Beau & Tina Bailey  
**Champion Jr. Showman** sponsored by Prill Show Pigs  
**Res. Champion Jr. Showman** sponsored by Brian & Vickie Thiel Family

**Champion Bred & Owned Market Hog** sponsored by Bronze & Becky Hill  
**Res. Champion Bred & Owned Market Hog** sponsored by Aaron & Hannan Carver  
**Champion Bred & Owned Breeding Gilt** sponsored by Bronze & Becky Hill  
**Res. Champion Bred & Owned Breeding Gilt** sponsored by Marc & Chelsy Champlin  
**L.E.A.D. Champion Swine** sponsored by Bill House Foundation

**SHEEP SPECIAL AWARDS**

**Champion Market Lamb** sponsored by Pellegrini & Ahlerich Families  
**Res. Champion Market Lamb** sponsored by Francis & Monica Rupp  
**3<sup>rd</sup> Place Market Lamb** sponsored by Pvt. John Eckes Camp #10 SUVCVW  
**4<sup>th</sup> Place Market Lamb** sponsored by Darren & Brittany Mora  
**5<sup>th</sup> Place Market Lamb** sponsored by Darren & Brittany Mora

<b>Supreme Ewe</b>	sponsored by Jim & Jessie Bradley
<b>Res. Supreme Ewe</b>	sponsored by Chris & Gaye Mackey
<b>3<sup>rd</sup> Place Breeding Ewe</b>	sponsored by Cowley County Community College
<b>4<sup>th</sup> Place Breeding Ewe</b>	sponsored by Cowley County Community College
<b>5<sup>th</sup> Place Breeding Ewe</b>	sponsored by Cowley County Community College
<b>Champion Sr. Showman</b>	sponsored by Greg & Tami Norwood
<b>Res. Champion Sr. Showman</b>	sponsored by Anstine Oil Company
<b>Champion Int. Showman</b>	sponsored by Pellegrini & Ahlerich Families
<b>Res. Champion Int. Showman</b>	sponsored by Jeff Swanson Farm Bureau Financial Services
<b>Champion Jr. Showman</b>	sponsored by Dave & Sonya Martin
<b>Res. Champion Jr. Showman</b>	sponsored by Jim & Jessie Bradley
<b>Champion Rate of Gain</b>	sponsored by Gary Miller Family
<b>Res. Champion Rate of Gain</b>	sponsored by Gary Miller Family
<b>Champion Bred &amp; Owned Market Lamb</b>	sponsored by Jessica Bohaty
<b>Res. Champion Bred &amp; Owned Market Lamb</b>	sponsored by S & K Waldschmidt Farms LLC
<b>Champion Bred &amp; Owned Breeding Ewe</b>	sponsored by Silverdale Quality Stone
<b>Res. Champion Bred &amp; Owned Breeding Ewe</b>	sponsored by Silverdale Quality Stone
<b>L.E.A.D. Champion Lamb</b>	sponsored by Bill House Foundation

#### DAIRY SPECIAL AWARDS

<b>Champion Dairy</b>	sponsored by Bair's LP Gas
<b>Res. Champion Dairy</b>	sponsored by Georges Trucking
<b>Champion Sr. Showman</b>	sponsored by Udall Sun Club
<b>Res. Champion Sr. Showman</b>	sponsored by Home Lumber Supply
<b>Champion Int. Showman</b>	sponsored by Countryside Feeds
<b>Res. Champion Int. Showman</b>	sponsored by Wheatstate Technologies
<b>Champion Jr. Showman</b>	sponsored by Ark Valley Plumbing
<b>Res. Champion Jr. Showman</b>	sponsored by Cowley Co. Farm Bureau
<b>Champion Bred &amp; Owned</b>	sponsored by PrairieLand Partners
<b>Res. Champion Bred &amp; Owned</b>	sponsored by Winfield Livestock Auction

#### HORSE SPECIAL AWARDS

<b>Sr. High Point Champion</b>	sponsored by Covey Find Kennel
<b>Int. High Point Champion</b>	sponsored by Winfield Saddle Club
<b>Jr. High Point Champion</b>	sponsored by Winfield Saddle Club
<b>Champion Sr. Showman</b>	sponsored by A & W Leatherworks

**Res. Champion Sr. Showman** sponsored by Goose Creek Cattle Company  
**Champion Int. Showman** sponsored by Blair Construction  
**Res. Champion Int. Showman** sponsored by Blair Doon Veterinary Hospital, Dr. Leslie Mikos  
**Champion Jr. Showman** sponsored by Kelsey Nordyke  
**Res. Champion Jr. Showman** sponsored by Friendly Ford  
**Champion Mare** sponsored by Depenbusch Farm  
**Reserve Champion Mare** sponsored by South Central Precision Ag  
**Champion Gelding** sponsored by LaGrone Farm & Ranch  
**Reserve Champion Gelding** sponsored by South Central Precision Ag

RODEO SPECIAL AWARDS

**All Around Sr. Cowboy** sponsored in Memory of John Musselman  
**Res. All Around Sr. Cowboy** sponsored by:  
**All Around Sr. Cowgirl** sponsored by EquiMag Products  
**Res. All Around Sr. Cowgirl** sponsored by Clapp Ranch  
**All Around Int. Cowboy** sponsored by Silverdale Quality Stone  
**Res. All Around Int. Cowboy** sponsored by Clapp Ranch  
**All Around Int. Cowgirl** sponsored by Cowley County Community College  
**Res. All Around Int. Cowgirl** sponsored by Clapp Ranch  
**All Around Jr. Cowboy** sponsored by Get Branded Custom Tees  
**Res. All Around Jr. Cowboy** sponsored by Clapp Ranch  
**All Around Jr. Cowgirl** sponsored by Get Branded Custom Tees  
**Res. All Around Jr. Cowgirl** sponsored by Clapp Ranch  
**Sr/Int/Jr Barrell Racing Champs** sponsored by Clapp Ranch  
**Sr/Int/Jr Flag Racing Champs** sponsored by Clapp Ranch  
**Sr/Int/Jr Pole Bending Champs** sponsored by Clapp Ranch  
**Sr/Int/Jr Cowboy Goat Tying** sponsored by Clapp Ranch  
**Sr/Int/Jr Cowgirl Goat Tying** sponsored by Clapp Ranch  
**Sr/Int/Jr Sled Breakway Roping** sponsored by Clapp Ranch  
**Sr/Int/Jr Dummy Sled Breakaway Roping** sponsored by Diamond P Performance Horses  
**Sr/Int/Jr Dummy Sled Steer Breakaway Roping** sponsored by Diamond P Performance Horses  
**Sr/Int/Jr Dummy Roping** sponsored by Diamond P Performance Horses

GRAND CHAMPION SHOWMAN AWARDS

**Champion** sponsored by Wolfe Auto, LLC  
**Reserve Champion** sponsored by Bob Hedges Family

## DAIRY GOAT SPECIAL AWARDS

<b>Champion Dairy Doe</b>	sponsored by Cowley County Farm Bureau Association
<b>Res. Champion Dairy Doe</b>	sponsored by Cowley County Farm Bureau Association
<b>Champion Sr. Showman</b>	sponsored by Harvest Christian Church
<b>Res. Champion Sr. Showman</b>	sponsored by Depenbusch Farm
<b>Champion Int. Showman</b>	sponsored by Harvest Christian Church
<b>Res. Champion Int. Showman</b>	sponsored by Malorie Depenbusch
<b>Champion Jr. Showman</b>	sponsored by Harvest Christian Church
<b>Res. Champion Jr. Showman</b>	sponsored by
<b>Champion Bred &amp; Owned</b>	sponsored by Cowley County Community College
<b>Res. Champion Bred &amp; Owned</b>	sponsored by
<b>Dual Purpose Champion Doe</b>	sponsored by Hundley Family
<b>Dual Purpose Res. Champion Doe</b>	sponsored by RJB Trucking LLC

## MEAT GOAT SPECIAL AWARDS

<b>Champion Meat Goat</b>	sponsored by Duncan/ Hunt Livestock
<b>Res. Champion Meat Goat</b>	sponsored by Feaster's Deer Processing & Taxidermy
<b>3<sup>rd</sup> Place Market Meat Goat</b>	sponsored by Hundley Family
<b>4<sup>th</sup> Place Market Meat Goat</b>	sponsored by Hundley Family
<b>5<sup>th</sup> Place Market Meat Goat</b>	sponsored by Hundley Family
<b>Champion Meat Doe</b>	sponsored by Rockin' A Oil
<b>Res. Champion Meat Doe</b>	sponsored by Stephen & Amanda Jennings
<b>3<sup>rd</sup> Place Meat Doe</b>	sponsored by RJB Trucking, LLC
<b>4<sup>th</sup> Place Meat Doe</b>	sponsored by RJB Trucking, LLC
<b>5<sup>th</sup> Place Meat Doe</b>	sponsored by RJB Trucking, LLC
<b>Champion Sr. Showman</b>	sponsored by Greg & Tami Norwood
<b>Res. Champion Sr. Showman</b>	sponsored by Brett & Becky Brown
<b>Champion Int. Showman</b>	sponsored by Seth & Lacy Colquhoun
<b>Res. Champion Int. Showman</b>	sponsored by Feaster's Deer Processing & Taxidermy
<b>Champion Jr. Showman</b>	sponsored by Cowley Co. Farm Bureau
<b>Res. Champion Jr. Showman</b>	sponsored by Lockyear Cattle & Hay
<b>Champion Rate of Gain</b>	sponsored by Cowley Co. Farm Bureau
<b>Res. Champion Rate of Gain</b>	sponsored by Dave & Sonya Martin
<b>Champion Bred &amp; Owned</b>	
<b>Market Meat Goat</b>	sponsored by Bronze & Becky Hill
<b>Res. Champion Bred &amp; Owned</b>	
<b>Market Meat Goat</b>	sponsored by RJB Trucking, LLC
<b>Champion Bred &amp; Owned</b>	
<b>Breeding Doe</b>	sponsored by Bronze & Becky Hill
<b>Res. Champion Bred &amp; Owned</b>	
<b>Breeding Doe</b>	sponsored by RJB Trucking, LLC

**L.E.A.D. Champion Goat** sponsored by Bill House Foundation

**POULTRY/PIGEON SPECIAL AWARDS**

**Champion Poultry** sponsored by Bryan & Betty Haunschild  
**Res. Champion Poultry** sponsored by Covey Find Kennel  
**Champion Pigeon** sponsored by SKF Family Farm  
**Res. Champion Pigeon** sponsored by Winfield Family Optometry  
**Champion Large Fowl** sponsored by Beard Farms  
**Res. Champion Large Fowl** sponsored by Beard Farms  
**Champion Bantam** sponsored by Beard Farms  
**Res. Champion Bantam** sponsored by Beard Farms  
**Champion Waterfowl** sponsored by Beard Farms  
**Res. Champion Water Fowl** sponsored by Beard Farms

**RABBIT SPECIAL AWARDS**

**Champion Rabbit** sponsored by Bob and Kim Tatum  
**Res. Champion Rabbit** sponsored by Cowley Co. Farm Bureau  
**Champion Sr. Showman** sponsored by Jennie Willard  
**Res. Champ Sr. Showman** sponsored by Cowley County Community College  
**Champion Int. Showman** sponsored by Cowley County Community College  
**Res. Champ Int. Showman** sponsored by Cowley County Community College  
**Champion Jr Showman** sponsored by Bob and Kim Tatum  
**Res. Champ Jr. Showman** sponsored by Cowley County Community College  
**Best of Breeds** sponsored by

**FITTING CONTEST**

**Top Senior Team** sponsored by C/E Cattle  
**Top Junior Team** sponsored by C/E Cattle

**LIVESTOCK JUDGING CONTEST**

**1<sup>st</sup> Place Senior** sponsored by Tatum Farm & Ranch  
**1<sup>st</sup> Place Junior** sponsored by Tatum Farm & Ranch  
**2<sup>nd</sup> – 5<sup>th</sup> Place Senior** sponsored by American Ag Credit  
**2<sup>nd</sup> – 5<sup>th</sup> Place Junior** sponsored by American Ag Credit  
**1<sup>st</sup> & 2<sup>nd</sup> Novice** sponsored by American Ag Credit

## STATIC EXHIBITS RULES

1. Read General Rules, page 12.
2. 4-H Members must be currently enrolled in the Kansas 4-H Project they wish to exhibit in.
3. Any large items not **easily** carried by one person, going to Kansas State Fair will be the responsibility of the individual.
4. **To view Scoresheets, Forms and Contest Study Materials please refer to the Kansas State Fairbook.**
5. Kansas State Fair requirements apply for all 4-H classes not marked with an asterisk. Please refer to the Kansas State Fairbook for applicable guidelines.
6. All exhibits must be checked in on Thursday of the fair between 4-7 p.m.
7. All exhibitors must sign up (in Barn 4) for conference judging.
8. Exhibits for foods, horticulture/floriculture and CloverBuds can be brought on the scheduled day of conference judging.
9. Exhibitors must participate in Conference Judging during the scheduled time. If exhibitors do not participate, they will be docked one ribbon placing, and the corresponding premium.
10. Entries must have been selected at the county level for entry at the State Fair. Counties/Districts should select top blue or purple ribbon rocketry exhibits which meet Kansas State Fair Guidelines
11. Projects with “fractal burning” are NOT ALLOWED in any Kansas State Fair Exhibits in the 4-H Youth Development Department. (Example – electrical burning to wood to make black linework on artwork.) This is in agreement with recommendations from the American Association of Woodturners (AAW).

### STATIC EXHIBIT PREMIUMS

Champion	Ribbon
Reserve Champion	Ribbon
Purple/Blue	\$3.00
Red	\$2.00
White	\$1.00

### SPECIAL AWARDS

Cowley County 4-H Council will sponsor awards for each Champion and Reserve Champion. Funding for these awards is generated by proceeds from the Food Bake Sale (Friday 11 a.m.-1 p.m.) and Food Auction (Friday 5:15 p.m.).

## 4-H BANNER – PROMOTION – BARN QUILT

Superintendents: Darla Mill and Rebekah Mill

1. Entries in classes 0430-0432 are reserved for club projects. Each banner/4-H promotional item should illustrate a phase of 4-H work which is being practiced by club members.
2. Promotional project may include posters, fliers, graphic design, video or any other type of media which promotes the purpose and mission of 4-H work, citizenship, leadership and/or safety.
3. Banners should be made out of flame-resistant material.
4. Dimensions are to be no less than 12 square feet and no more than 16 square feet with a minimum of 3 feet on one side.
5. Banners must be hung on a rod or rope or hanging wire, strong enough to support the banner. On the end of each dowel, there should be a wire or chain six inches long. Fasten one end of each wire to the dowel. Attach an "S" hook to the other end to permit display. Failure to properly hang banner will result in docking one ribbon placing and the corresponding premium.
6. Banners should be made of materials that permit the banner to be folded or rolled without damaging the display. Objects may not be attached to the front of the banner.
7. A label is to be attached to the front lower left hand (as you face it) corner of the banner giving the name of the club and county. Letters should be two inches in height. Water-proof ink prevents smearing and is recommended for the label.
8. 4-H exhibitors should avoid using copyrighted materials whenever possible. Copyrighted and/or trademarked materials utilized in banners or displays for endorsement or promotion instead of educational experiences will be disqualified.
9. Barn quilt must be a 2' x 2' square. Display cannot be on point (diamond shaped) due to display limitations. Needs to be prepared for hanging with hooks 2 inches from top edge of quilt. Participant is responsible for using the correct size hooks according to weight.
10. Barn quilts must be on 3/8" or 1/2" thick exterior durable material.
11. A champion and reserve champion will be awarded in this division provided quality merits.

**Class 0430** - Banner

**Class 0431** - Promotional Project

**Class 0432** - Barn Quilt

### BANNER - PROMOTION- BARN QUILT PREMIUMS

Champion	Ribbon
Reserve Champion	Ribbon
Purple/Blue	\$10.00
Red	\$7.50
White	\$5.00

## SPECIAL AWARDS

Top Purple/Blue Ribbon with a Citizenship theme, \$30 by Cowley County Farm Bureau.

Top Purple/Blue Ribbon with a Safety theme, \$30 by Cowley County Farm Bureau.

## AEROSPACE/ROCKETRY

Superintendent:

Jr. Superintendent:

### 1. Exhibit Information for ALL Rocketry categories:

- a. All revisions of all forms previously released for the division either undated or dated prior to current year are void for use and new forms must be obtained and used that are dated by the State 4-H Office for the current year. Use of old forms will result in the loss of one ribbon placing for exhibits.
- b. Relevant documents may be obtained at <http://rocketry.engtech4ks.com/>
- c. NAR refers to the National Association of Rocketry and its governing board.
- d. Tripoli refers to the Tripoli Rocketry Association and governing board.
- e. All NAR documents, referenced herein can be found at <http://www.nar.org>.
- f. If a fire burn ban is in effect for Cowley County, exhibitors are not required to launch their rocket(s). All requirements for the launching of rockets for the fair and the documentation of the launching are suspended for the duration of the ban.
- g. See the last section for full details about exhibiting posters, display boards and notebooks.

### 2. Exhibit Definitions for ALL rocketry categories:

- a. As defined by the National Association of Rocketry (NAR), a scale model is “any model rocket that is a true scale model of an existing or historical guided missile, rocket vehicle, or space vehicle, that has flown under rocket power” The intent of scale modeling, according to the NAR, “is to produce an accurate, flying replica of a real rocket powered vehicle that is judged for craftsmanship in construction, finish and flight performance. (NAR “Model Rocket Sporting Code” 52.1 <https://www.nar.org/USModelRocketSportingCode>
- b. Adult supervision is defined as being under the direct supervision of someone 18 years of age or older.
- c. For the purposes of Kansas 4-H Engineering & Technology a mid-powered rocket is defined as a rocket that uses an ‘E’, ‘F’, ‘G’, or equivalent engine for launch.

In addition, rockets also qualify for mid-power if they meet any of the following criteria:

- i. Are 2 inches or greater in diameter (not including fins) and taller than 3 feet (36 inches including fins) and do not use an engine(s) exceeding 160.01 Newton seconds of total impulse (an 'H' engine equivalent or above).
  - ii. The total impulse of all engines used in the rocket is greater than 20.01 Newton-seconds and less than 160.01 Newton-seconds.
- d. For the purposes of Kansas 4-H, a high-powered rocket is defined as a rocket that meets any of the following criteria:
- i. Weighs more than 3.3125 pounds (53 ounces or 1500 grams) at the time of launch;
  - ii. Uses a 'H' engine or larger to launch
  - iii. The total impulse of all engines used in the rocket is greater than 160.01 Newton-seconds of thrust.
  - iv. Includes any airframes parts of ductile, metal, though, the use of ductile metal is strongly discouraged.
  - v. Models powered by rocket motors not classified as model rocket motors per NFPA 1122, e.g.:
    1. Average thrust in excess of 80.01 Newtons
    2. Contains in excess of 125 grams of propellant and are limited to H and I motors only.
    3. Uses a hybrid motor or a motor designed to emit sparks
- e. High power certification is defined as having successfully completed a certification program for high-powered rocketry through the NAR or Tripoli and maintaining that certification. This applies to all membership levels in the NAR and Tripoli. Specifically the "Formal Participation Procedure" for the "Junior HPR Level 1 Participation Program" as outlined by the NAR and the "Tripoli Mentoring Program (TMP) as outlined by Tripoli.
- f. NAR safety codes for launching and construction of all rockets are assumed to be used by all 4-H exhibitors and will be considered during judging.
- g. For the purposes of Kansas 4-H, NO rocket may be launched using engines totaling more than an 'I' impulse engine or 640 Newton-seconds of total thrust.

### 3. Exhibit Rules for ALL rocketry categories:

These rules apply to how rockets are to be displayed at the fair and what those displays should and should not contain. These rules apply to all rockets displayed in the Engineering & Technology division.

- a. Exhibits can change class numbers between county fairs and the state fair, as counties may not offer all class numbers and an exhibit more appropriately aligns with a different class, all entries must still be part of the rocketry division.
- b. **Exhibits should not contain any perishable items, such as eggs.**
- c. Each exhibitor may enter up to two rocket exhibits that have been constructed during the current year. If two rockets are entered, one rocket must be a “model rocket kit”, the second may be entered into any other applicable class. An exhibitor may not enter two rockets in the same class.
- d. The report that accompanies the rocket must be limited to the 4-H Rocket Exhibit Information Form which is affixed to a 10” x 13” envelope. This envelope should NOT be attached to the rocket stand or rocket. The information form should be signed by the exhibitor. This may be downloaded from <http://rocketry.engtech4ks.com/>. Any rocket exhibit not including this completed envelope will receive participation ribbon.
- e. Construction plans (or a photocopy) must be placed in the envelope.
- f. This includes original design rockets.
- g. If a rocket kit has been modified structurally, notations need to be given indicating the changes made, by marking the Rocket Exhibit Information Form and by placing notes in the plans. Such modifications require the rocket to be swing tested and documented to show a stable flight. Failure to test and document flight stability following modifications will result in one ribbon placing deductions. A different paint scheme, changes/reduction in decals, and other non-structural changes are not considered modifications and do not need to be documented.
- h. One or more photographs of the rocket during construction and at the launch site are required.
  - i. Photographs showing the rocket at the moment of ignition are preferred.
  - ii. Photographs must be mounted on one side of an 8 1/2” x 11” page(s).
  - iii. There must be at least 1 page of photos and no more than 5 pages of photos.

- iv. Include at least one photo showing rocket construction, preferably with the exhibitor included.
  - v. Do not include photos of members catching their rockets as they return to earth. This is an unsafe practice, and we do not recommend or condone this practice.
  - vi. Pictures at the launch site are not required in the event of a burn ban.
- i. To exhibit in this division:
    - i. The rocket must have been flown, unless a burn ban is in effect.
    - ii. Support rods must not extend past the tip of the highest nosecone on the model. This reduces the likelihood of eye pokes.
    - iii. Support rods must remain in the upright position, 90 degrees to the display base, do not angle. Support rods may be angled if the rocket itself remains in the upright position, for example if engine tubes are slanted and the best form of support for the rocket is to use an angled support post. If the rocket is not perpendicular to the base, the judge should deduct one ribbon placings. The exhibitor's name (or ID), county and if applicable district must be labeled on the base
    - iv. No model may be submitted on a launch pad.
  - j. Launches should not be conducted in winds above 20 mph, and will constitute a disqualification of rocket exhibit.
  - k. All rockets must have a safe method of recovery, e.g., parachute, streamer or tumble recovery. Any rocket without a recovery system will be disqualified.
  - l. The altitude achieved by the rocket is to be determined using a method other than estimation. Examples of accepted methods include altimeter, computer software, range finders, etc. If additional space is needed to show calculations of how the altitude was achieved one or more additional pages may be added to the rocketry information pack.
  - m. Flight damage is to be documented by the participant on either the construction plans or, an additional sheet of paper titled "flight damage" and marked on the 4-H Rocket Exhibit Information Form.
  - n. The judging of flight damage is to be secondary to all other aspects of the model and only then may it even be considered. However under no circumstance may flight damage be grounds for disqualification.

- o. Accidental Damage- Any damage to an entry while it is in the custody of the judges, assistants/superintendents, or extension staff must not be held against the exhibitor. For example escape towers being knocked off the top of rockets during check in (both the escape tower and rocket may still be judged). Such damage is to be reported and documented.
- p. Improvements- may be made to the exhibit prior to the State Fair to improve the overall presentation of the exhibit while maintaining the major substance of the exhibit from the county fair. For example, a cooking entry of a cookie is re-prepared between a county and state fair, most likely using recommendations from the first judging, it's the same recipe just with improved techniques.
- q. Engines and igniters, under any circumstance, ARE NOT permitted with the exhibit and constitute an immediate disqualification.
  - i. If an engine becomes stuck, jammed, wedged, or in any other way permanently affixed in or to a rocket and cannot be removed from the rocket, the rocket will be subject to immediate disqualification. This is because it is not possible to make a full and immediate assessment of the safety of the rocket when it is being judged and safety is paramount.
  - ii. Engines may not be used as display stands hollowed out or otherwise. This is a significant change from previous year's rules. Engines used as a display stand will be subject to immediate disqualification.
  - iii. Rocket engines should not be used to join multi-stage rockets together.
- r. Multi-stage rockets can be displayed without having the stages connected together. In that case the final stage (the one with the nose cone) should be placed on the display stand, and other stages with a loop of string to the display stand.
  - i. The different stages must be included to complete the rocketry exhibit, incomplete exhibits will be deducted at least one ribbon placing.
  - ii. Multi-stage rockets can be flown using just the final stage and be considered fully flown.
- s. If a safety violation is noted by the judges, superintendent, or other staff, the exhibitor's rocket, at the judge's' discretion, may receive a reduced ribbon placement or disqualification. If deemed appropriate all

information necessary will be given to the NAR and/or TRIPOLI for investigation and possible revocation of membership.

#### **4. Construction Rules for All Rockets**

These rules apply to how rockets are to be displayed at the fair and what those displays should and should not contain. These rules apply to all rockets displayed in the Engineering and Technology division.

- a. Rockets are to be properly assembled according to the assembly instructions.
- b. Beginner kits with prefabricated (molded plastic) fin assemblies and pre-finished rockets requiring no painting are not acceptable, and will be disqualified, unless entered in appropriate County Fair only class in Beginner Rocketry.
  - i. This rule does not apply to plastic fins that must be manually aligned and do not utilize a fin alignment mechanism, including, but not limited to fin alignment rings or spacing blocks.
  - ii. This rule does not apply to fiberglass, Kevlar, composite, or wood fins; especially when used for “through-the- wall” fin attachment techniques that are common in larger rockets.
  - iii. In addition, plastic parts for decorative and mechanical purposes (i.e. decorative nozzles and moving landing struts) are not considered fins and can consist of plastic. Decorative nozzles, etc. need to be securely fastened and not pose a safety hazard.
  - iv. Fin assemblies that are printed using a 3D printer are excluded from this rule. However, detailed instructions on the creation of fin assemblies must be provided and an additional page of photos may be included to show the creation/printing of fin assemblies.
- c. Angles of fins must fall within a plus or minus 2 degree variation using an approved fin alignment guide (such as KSSTAC10). An official fin guide is available from <http://rocketry.engtech4ks.com/>
- d. Fins should be rounded or streamlined according to instructions. Additionally, other exposed fin edges can be rounded, unless the directions specifically say to leave them flat. Quality fin rounding, beyond that described in the instructions, should not result in a ribbon deduction.
- e. Fins and body tubes are to be sealed with filler, sanding sealer and/or primer to eliminate the appearance of body grooves and wood grain.

- f. Fins and launch lugs are to be filleted to reduce drag and properly secure them to the model.
- g. Engine mounts are to be securely attached to the body tube.
- h. Any seams on plastic parts are to be sanded smooth.
- i. Body tubes/airframes/engine mounts can be made from suitable materials, including, but not limited to: reinforced paper, cardboard, phenolic resin, specialized polymer resins, fiberglass, Kevlar, or other suitable structural materials. However, foam may not be used for external body or other external rocket parts.
- j. The nose cone is to fit snugly but still allow for easy removal. If the shock cord frequently becomes stuck between the nosecone and body, it should be trimmed.
- k. Exhibits must be uniformly painted and smoothly finished or finished as per rocket instructions, and have decals applied smoothly. The rocket should be free of “runs,” “orange peel,” or “crackling” in the finish.
- l. Non-standard surfacing (such as textured paint) may be used if directed by the instructions, this includes scratch built rockets.
- m. Models may not be judged based on their paint scheme (colors and placement on the rocket), except for rockets that fit the definition of a ‘scale model’ and are entered in the scale model class. All other rockets do not have to follow the suggested paint scheme, allowing the 4-H’er to display maximum creativity in the finishing of their rocket. Under no circumstances is the weight given to the paint scheme to be sufficient enough, by itself, to move a non-scale model from one ribbon placing to another.
- n. “Scale models”, exhibited in the scale model class are to be judged based on their paint scheme. The judge may deduct up to one ribbon placing for not following the paint scheme in this class.
- o. Scale Model Rockets, exhibited in the scale model class are to be finished and completed with a majority (greater than 70%) of decals.

### **5. Model Rocketry Specific Guidelines (ages 7 and up):**

Model rockets are generally small-to-medium sized rockets that can be purchased at many hobby stores.

- a. Rockets classified as high or mid-powered may not be entered into this category.
- b. Each rocket must be able to stand freely by itself or be supported by a solid base, not to exceed 4-1/4” (four and one quarter inch) thick and 8” square. The exhibitor’s name (or ID), county, if applicable district, and age must be labeled on the top of the base. Rod materials should

be sturdy, and not made of flimsy materials, such as coat hangers.

- c. If the model rocket is greater than 4 feet tall it can be displayed without a base or displayed parallel to the ground with up to 3 notched blocks not to exceed 4" in height width and depth. The exhibitor's name, county, and age must be labeled on the base(s).
- d. All exhibitors must comply with the NAR Model Rocket Safety Code that is in effect as of October 1st of the current 4-H year. However, in the event that there is a modification in this code, the Engineering and Technology Project Partnership Team may review and implement the modified code.

#### **6. Original Design Specific Rocket Guidelines (ages 11 and up):**

Scratch built or original desihn rockets allow youth to create their own rockets (model, mid, and high powered) in a safe manner that displays maximum craftsmanship.

- a. Original design rockets cannot be a modification of a pre-existing kit and must be of original design.
- b. Original design rockets must be designed by the exhibitor(s).
- c. Original design rockets must include detailed instructions, so that someone else could construct the original designed rocket just like a kit purchased at a store. Instructions can be as many pages as needed to convey full and complete construction techniques.
- d. Original design rocket instructions should not include copies of instructions in part or in whole from existing kits without crediting the source instructions. For example, "Fin alignment template from Estes Baby Bertha."
- e. For a rocket entered in the original design classes, describe in the summary how the rocket was tested for stability prior to flying. Swing testing of the rocket is required. Other tests and calculations are strongly encouraged. Exhibitors must include documentation of the swing test. Failure to swing test a rocket will result in a deduction of TWO ribbon placings.

#### Entry Division- Beginner Rocketry

County Fair ONLY. Rocket may be made from a kit with plastic fin or any other materials. This class does not require the rocket to be launched, nor the documentation packet.

**\*Class 5523 – Beginner Rocketry**

#### Division A-Kits- (Ages 7-13 years)

**Class 5520 - Rocket made from kit. Include plans.**

**Class 5537 - Scale Model Rocket made from kit includes plans**

#### Division B -Scratch Built (Ages 11-13 years)

- Class 5521** - Rocket designed by exhibitor: not merely a modification of an existing kit. Include original plans.
- Class 5538** - Scale Model Rocket designed by exhibitor: not merely modification of an existing kit. Include plans and stability testing.

#### Division C – (Ages 14 years and older)

- Class 5525** - Rocket made from kit. Include plans.
- Class 5526** - Rocket designed by exhibitor: not merely a modification of an existing kit. Include original plans.
- Class 5539** - Scale Model Rocket made from kit. Include plans.
- Class 5540** - Scale Model Rocket designed by exhibitor: not merely a modification of an existing kit. Include original plans and stability testing.

#### Division D-Team Built – (Ages 11 years and older)

This class is designed to encourage teamwork among individuals and clubs to work on a rocket from the initial design to the finished product.

- Class 5530** - Rocket designed by 2 or more exhibitors: not merely a modification of an existing kit. Include original plans.

#### Mid-power Rocketry (2x'D' to 'G' Engines) Guidelines:

To allow for improved safety and judging of rockets that meet the requirements of 4-H mid-power rockets.

1. Exhibitors must be at least 14 years of age by January 1 of the current year. This is to align with NAR certification guidelines
2. The rules from sections A,B, C, D, E, and F apply.
3. In addition to the information packet completed for all rockets, a high/mid power information form is to be completed and placed inside of the information packet. This may be downloaded from [Rocketry Highpower Form Fillable.pdf](#)
4. Exhibitors in this division must hold memberships in either NAR or Tripoli organizations.
5. The NAR Model Rocket Safety code applies to the construction and launching of all rockets displayed in this division. As such all exhibitors must comply with the NAR Model Rocket Safety Code that is in effect as of October 1st of the current year. However in the event that there is a modification in this code the Engineering and Technology Project Partnership Team may review and implement the modified code.
6. All rockets in this division are to be launched under adult supervision by the 4-H member who constructed the rocket.
7. High power rockets as defined above ('H' or 'I' engines) may not be launched in this division.
8. If according to Federal Aviation Regulations Part 101, a waiver is required to fly the rocket, a copy of that waiver is to be attached

to the High Power Information Form. In the case where the launch was a public event a substitute for a copy of the waiver is the Range Safety Officers (RSO's) contact information, launch location, and date.

9. Mid- Power rockets may be displayed without a supporting stand. If a supporting stand is used, it is not to exceed 4-1/4" (four and one-quarter inch) thick and 8" square. The exhibitor's name (or ID), county, if applicable district and age must be labeled on the base.

Division E – (Ages 14 years and older)

**Class 5536** - Mid-power rocket made from kit or original design.

High Power Rocketry ('H' or 'I' engines) Guidelines:

To allow for improved safety and judging of rockets that meet the requirements of 4-H high power rockets.

1. Exhibitors must be at least 14 years of age by January 1 of the current year. This is to align with NAR certification guidelines.
2. The rules from sections A, B, C, D, E and F apply.
3. In addition to the information packet completed for all rockets, a high power information form is to be completed and placed inside of the information packet. This may be downloaded from [kansas4-h.org](http://kansas4-h.org) [Kansas State Fair website](#).
4. Exhibitors in this division must hold memberships in either NAR or Tripoli organizations.
5. The NAR High Power Rocket Safety Code applies to the construction and launching of all rockets displayed in this division. As such all exhibitors must comply with the NAR High Power Rocket Safety Code that is in effect as of October 1st of the current 4-H year. However in the event that there is a modification in this code the Engineering and Technology Project Partnership Team may review and implement the modified code.
6. All rockets in this division are to be launched under adult supervision by the 4-H member who constructed the rocket.
7. For rockets launched using an engine(s) that are 160.1 ('H' engine or equivalent amount of smaller engines) Newton's-seconds or larger, adult supervision must be provided by an individual having at least a level 1 high-power certification. The 4-H member should also hold or be attempting to attain their level 1 high power certification, and should include supporting documentation of such (for example, a copy of Level 1 card is sufficient).
8. If according to Federal Aviation Regulations Part 101, a waiver is required to fly the rocket, a copy of that waiver is to be attached to the High Power Information Form. In the case where the launch was a public event a substitute for a copy of the waiver is

the Range Safety Officers (RSO's) contact information, launch location, and date.

9. High-power rockets may be displayed without a supporting stand. If a supporting stand is used, it is not to exceed 4-1/4" (four and one-quarter inch) thick and 8" square. The exhibitor's name, county or district, and age must be labeled on the base.

Division F – (Ages 14 years and older)

**Class 5535** - High power rocket made from kit or original design.

Classes and guidelines for  
EDUCATIONAL EXHIBITS ENGINEERING AND TECHNOLOGY  
POSTERS, NOTEBOOKS AND DISPLAY BOARDS can be found on  
page 87

## **AGRONOMY**

Superintendents: Cowley County Extension Master Gardeners

1. Exhibits should be as mature as possible.
2. Every entry must be identified by hybrid or variety name.
3. All classes calling for a gallon sample may have a 2½ - 3 inch in diameter cylinder placed in a glass gallon container to reduce the amount of grain to about three quarts. Attach both entry cards with a rubber band around the neck of the jar.
4. Exhibits are to be checked in as they are judged at 11:00 a.m. on Friday.
5. If variety is NOT stated where requested OR samples not tied where requested, ribbon placing will be docked one placing.
6. Hay samples should be approximately 15" x 12" x 6". Maximum thickness of 6" and minimum of 5". Hay samples should be tied with "T". Wrap the twine horizontally around the hay and tie, then wrap vertically and tie like a gift package.
7. Quota: One entry per class.

**If you are interested check out the Wheat Variety Plot Project with Kansas State Fair.**

Weed Control Exhibit

1. Collect, identify, press, mount, and label a minimum of 15 weeds. Try to include their roots, stems, leaves and flowers. Three of the weeds must be noxious weeds preferably found in your home county. A standard 9"x 12" scrapbook may be used to permanently mount your weed specimens. Identify the scrapbook with your name and county on the inside front cover.
2. Prepare a list of the weeds mounted, showing common name, scientific name, and where it was found. Place the list in a specially identified section of the scrapbook.

3. Collect and identify weed seeds found in crop seeds. Mount them for display purposes. Place them in a specially identified section of the scrapbook.
4. Write a story on "How We Control Weeds on Our Farm" if you live on a farm. Other members write "How We Control Weeds at Home". The story should be about 300 words in length. It must show definite methods used to control weeds. Place the story in a specially identified section of the scrapbook.
5. Mounted weed collection: number of mounted specimens, completeness of individual mounts, correctness of identification and information, and neatness. Include record sheet of weeds. Records-50%, Weed seed collection and exhibit-30%, Story-20%
6. Products exhibited in this division must have been grown by the 4-H member in the current year, with the exception of soybean seed and edible field bean seed.

**Class 2424** - Weed Control: Exhibit consist of the four items above.

#### CORN

- Class 2400** - White- Ten ear exhibit Variety of hybrid must be named.  
**Class 2401** - Yellow- Ten ear exhibit Variety of hybrid must be named.  
**Class 2402** - Corn; Exhibit to consist of one gallon sample. Variety must be named

#### SORGHUM

- Class 2403** - Hybrid grain sorghum- Ten head exhibit. Hybrid must be named.  
**Class 2404** - Hybrid forage sorghums. Exhibit to consist of the entire plant; no roots. Hybrid must be named. 5" bundle, tied.  
**Class 2405** - Other forage sorghums. Exhibit to consist of the entire plant; no roots. Variety must be named. 5" bundle, tied.  
**Class 2406** - Hybrid grain sorghum- Exhibit to consist of one-gallon sample. Variety must be name.

#### WHEAT – ONE GALLON SAMPLE

- Class 2407** - Soft Red Winter Wheat. Variety or hybrid must be named.  
**Class 2408** - Hard Red Winter Wheat. Variety or hybrid must be named.  
**Class 2409** - Hard White Wheat. Variety or hybrid must be named.

#### SUNFLOWERS

- Class 2410** - Confectionery heads. 3 heads must be submitted.  
**Class 2411** - Confectionery seeds in jar. 1-gallon jar must be submitted.  
**Class 2412** - Oil seed heads. 3 heads must be submitted.  
**Class 2413** - Oil seeds in jar. 1-gallon jar must be submitted.

## OTHER CROPS

- Class 2414** - Oats. Exhibit to consist of one gallon sample. Variety must be named.
- Class 2415** - Barley. Exhibit to consist of one gallon sample. Variety must be named.
- Class 2416** - Cool Season Grass Seed; Exhibit to consist of one gallon sample of seed. (Ex. Brome, Fescue)
- Class 2417** - Warm Season Grass. Exhibit to consist of one gallon sample of seed. (Ex. Natives or Bermuda)
- Class 2418** - Edible Field Beans: Exhibit to consist of one-gallon sample of seed from **most recent crop**.
- Class 2419** - Edible Field Beans: Bundle of five plants (with roots intact) from **most recent crop**. (Example—Lentils)
- Class 2420** - Miscellaneous Crops. Exhibit to consist of one gallon sample of seed or 10 heads produced from current project. Variety must be named. (Ex. Popcorn)
- Class 2421** - Cotton. Provide 10 open bolls, not 10 plants. Place bolls in a bag that can breathe (not a sealed one), so mold doesn't develop.
- \*Class 2421B** -Bundle of Cotton plants from currently growing crop. County Fair only class

## SOYBEANS

- Class 2422** - Soybeans. Exhibit to consist of one gallon sample of seed from **most recent crop**. Variety must be named.
- Class 2423** - Soybeans. Bundle of five plants (with roots intact) from **most recent crop**. Variety must be named.

## HAY CROPS

- Class 2500** - Alfalfa Hay. Exhibit to consist of one flake or slice from a rectangular bale, or a 10 inch section cut from a round bale. The flake or slice should be approximately 6 inches in thickness and should be tied with "T". Wrap the twine horizontally around the hay and tie, then wrap vertically and tie like a gift package. Variety must be named.
- Class 2501** - Native Grass Hay. Ten inch flake or slice, 6 inches thick and with a "T". Wrap the twine horizontally around the hay and tie, then wrap vertically and tie like a gift package.. Variety must be named.
- Class 2502** - Cool Season Grass Hay (e.g. fescue, brome, etc) Ten inch flake or slice, 6 inches thick and tied with a "T". Wrap the twine horizontally around the hay and tie, then wrap vertically and tie like a gift package. Variety must be named.

## AG MECHANICS WELDING

This project allows youth to explore areas of ag mechanics welding and metallurgy from repairing or repurposing existing items fabricating new ones. The intent is for this program to start with foundational areas, some of which youth may already have, and allow them to continue to build on this knowledge becoming more experienced.

1. Wheeled exhibits must utilize a braking mechanism which prevents the exhibit from freely rolling while on display.
2. Exhibitors are responsible for providing sufficient braking or “chocks” for trailer or wheeled exhibits to ensure that the exhibits do not move once positioned. If using a wheel “chocking” mechanism, the two individual blocks should be connected together as a pair of chocks, so they do not become separated. At least one pair of chocks should be placed on each side of the trailer to prevent movement.
3. For trailer exhibits the tongue of the trailer should be equipped with a locking mechanism (e.g. padlock) to prevent the trailer from being moved by unauthorized individuals while on display. **A key for the locking mechanism should be left with the superintendent and labeled with the exhibitor’s name, county, and phone number.**
4. Exhibits with downward swinging parts, such as tailgates, that could pose a fall/striking/crushing hazard should have a tamper resistant locking mechanism such as a “sip-tie” or a “cotter-key” through a release pin that would prevent the swinging part from being accidentally released and falling on someone.
5. Each exhibit must be free-standing or sufficiently supported by an exhibitor supplied support system that is moveable and is part of the total dimensions and weight of the exhibit. Exhibit boards should have a portable and moveable base. No exhibits may be staked to the ground for display.
6. Top heavy items should be braced or placed in a stand sufficient to prevent them from toppling over while on display.
7. No sealed vessels are allowed. All vessels must be properly vented, for example, a water tank with a fill cap, or a drilled hole for empty chambers that allows pressure to equalize. Exhibits not properly vented will be disqualified.
8. Tanks are to be triple rinsed, dried and free of all liquid residue.
9. As exhibitors build their exhibit, appropriate PPE (Personal Protection Equipment) is required.
10. Exhibits may not be bound, affixed, attached to the Fair buildings, except by the superintendent, Fair Staff, or Extension Staff.
11. Painting or spot painting is not allowed on projects after arrival on fairgrounds. If wet paint is detected by judges or superintendents one ribbon placing will be deducted.

12. Repair projects having adequate original finish need not be repainted.
13. Cutting surfaces, such as blades or knives, are to have a protective covering over them to prevent injury. The covering should be easily removed and reinstalled for judging. Foam “pool noodles” and multiple layers of cardboard are acceptable.
14. Display cases for small exhibits are acceptable and must be easily opened so the item can be removed and examined as part of judging.
15. Exhibits that include weaponry of any kind will be disqualified. Weaponry is defined as any instrument, possession, or creation, physical and/or electrical that is intended to be used to inflict damage and/or harm to individuals, animal life, and/or property.
16. Trailers or large please contact the office to plan display options, pre-set up day.
17. If the exhibit is powered by flammable liquids (gas, propane, kerosene, etc.) the fuel tank and fuel system should be drained and allowed to dry, to avoid spills and potential fires.
18. Electric powered (battery, corded, solar, or alternative energy) exhibits should have a primary shutoff or disconnect switch.
19. If a safety violation is noted by the judges, superintendent, or other staff, the exhibitor’s exhibit, at the judge’s discretion, may receive a reduced ribbon placement or disqualification.
20. The exhibitor’s name (or ID), county, if applicable district must be tagged or labeled on the display.
21. Each exhibitor is required to complete the “4-H Ag Mechanics Exhibit Information Form” which is available at [Kansas 4-H/Kansas State Fair website](#). This form must be attached to the outside of a 10” x 13” manila envelope. Do not tie the envelope to the exhibit. All revisions of all forms previously released for the division dated prior to current year are void for use and new forms must be obtained and used that are dated by the State 4-H Office for the current year.
22. Each exhibit information packet should include the following items:
  - a. Bill of materials for the project with associated costs shall be provided. Scrap items used may be listed as having a \$0.00 cost.
  - b. 1 to 5 pages of photos showing work on the exhibit, preferably from a beginning state to final or completed state.
  - c. If applicable, schematics or working drawings relating to the creation or repair must be provided. This requirement is not required for display boards.
  - d. If appropriate, operating instructions.
23. **Quota** – Each exhibitor may enter one exhibit per class.

### INTRODUCTORY JUNIOR CLASSES (AGES 7-8)

This level is designed for youth with little to no exposure in the project area so that they can gain an understanding of basic principles and methods in the given area.

- Class 5550** - Junior Welding display board – a 3 foot by 3 foot display board with different pieces of metal attached illustrating different types of welds, each weld being labeled
- Class 5551** - Junior Welding Ag Repair – repair of ag equipment with welding
- Class 5552** - Junior Welding Ag Fabrication – creation of new ag equipment with welding
- Class 5553** - Junior Welding General Repair – repair of non-ag equipment with welding
- Class 5554** - Junior Welding General Fabrication – creation of non-ag equipment with welding
- Class 5555** - Junior Welding Artistic Fabrication – creation of artistic or interpretive pieces with welding
- Class 5556** - Junior Other Metalwork
- Class 5558** - Junior Smithing display board – a 3 foot by 3 foot display board with different pieces of forged metal attached illustrating different forms, each form being labeled
- Class 5559** - Junior Smithing – A design forged with at least one formed element (twists or spirals for example)

### INTERMEDIATE DIVISION (AGES 9-13)

This level is designed for youth with some experience in the project area allowing them to expand on common principles and methods in the given area.

- Class 5560** - Intermediate Welding Ag Repair – repair of ag equipment with welding
- Class 5561** - Intermediate Welding aAg Fabrication – creation of new ag equipment with welding
- Class 5562** - Intermediate Welding General Repair – repair of non-ag equipment with welding
- Class 5563** - Intermediate Welding General Fabrication – creation of non-ag equipment with welding
- Class 5564** - Intermediate Welding Artistic Fabrication – creation of artistic or interpretive pieces with welding
- Class 5565** - Intermediate Other Metalwork
- Class 5567** - Intermediate Smithing – A design forged with at least two different formed elements (twists and spirals for example)

### SENIOR DIVISION (AGES 14 AND OLDER)

This level is designed for youth with vast experience in the project area allowing them to master common principles and methods and expand on advanced techniques in the given area.

- Class 5570** - Senior Welding Ag Repair – repair of ag equipment with welding
- Class 5571** - Senior Welding Ag Fabrication – creation of new ag equipment with welding
- Class 5572** - Senior Welding General Repair – repair of non-ag equipment with welding
- Class 5573** - Senior Welding General Fabrication – creation of non-ag equipment with welding
- Class 5574** - Senior Welding Artistic Fabrication – creation of artistic or interpretive pieces with welding
- Class 5575** - Senior Other Metalwork
- Class 5577** - Senior Smithing – A design forged with at least three different formed elements (twists, spirals, and bulbs for example)

Classes and guidelines for  
 EDUCATIONAL EXHIBITS ENGINEERING AND TECHNOLOGY  
 POSTERS, NOTEBOOKS AND DISPLAY BOARDS can be found on  
 page 87

## **ASTRONOMY**

Superintendent:

Jr. Superintendent:

1. Telescopes entered in this division may be built from a kit or by original design. Radio telescopes are acceptable entries in this category. Pre-finished telescopes, which require no construction are not acceptable exhibits.
2. Telescopes are limited to no more than six feet in length. They must be placed on a stationary stand that does not allow the telescope to roll and/or fall over. The stand cannot extend past two feet in length or width.
3. Each telescope exhibit must include a “4-H Astronomy Exhibit Information Form,” which is available through your local K-State Extension office or at [kansas4-h.org](http://kansas4-h.org). This form must be attached to the outside of a 10” x 13” manila envelope. Do not tie the envelope to the exhibit. All revisions of forms previously released for the Engineering & Technology division dated prior to current year are void for use and new forms must be obtained and used that are dated by the Kansas State 4-H Office for the current year. You must also include construction plans (or a photocopy) for the telescope and place it inside the manila envelope.
4. At least two photographs showing telescope construction and operation are required. Photographs should be mounted on one side of an 8 1/2” x 11” page. A brief caption should accompany each photograph. Place photos in the 10” x 13” manila envelope. Up to 10 pages of pictures can be included.

5. The telescope must be properly assembled and painted with a smooth and uniform finish
6. Telescopes designed by the exhibitor must be original, not a modification of an existing kit.
7. Exhibitor's name (or ID), county, if applicable district, age, and year(s) in project must be tagged or labeled on the telescope.
8. If a safety violation is noted by the judges, superintendent, or other staff, the exhibitor's exhibit, at the judge's discretion, may receive a reduced ribbon placement or disqualification.

**Quota-** One exhibit per class

**Class 5500** - Telescope made from kit

**Class 5501** - Telescope made from original design

Classes and guidelines for  
 EDUCATIONAL EXHIBITS ENGINEERING AND TECHNOLOGY  
 POSTERS, NOTEBOOKS AND DISPLAY BOARDS can be found on  
 page 87

## **BUILDING BLOCK ENGINEERING**

Superintendent: Laura Jelinek

Jr. Superintendent: Anthony Jelinek

Description: The BBE exhibit area has an emphasis on using architectural blocks ("Legos") to construct dioramas. This project allows youth to explore architectural design in a three dimensional space. The intent is for this program starts with foundational ideas of architecture, some of which youth may already have, and allow youth to continue to build on this knowledge becoming more and more experienced. This division is not intended for youth wishing to exhibit constructed kits. Kits and non-diorama displays should not be displayed in this division.  
 (enter store bought kits in Visual Arts; Arts & Crafts)

1. Each exhibitor may enter up to 2 exhibits but entered in different classes. Exhibits must have been constructed during the current 4-H year.
2. Total exhibit dimensions may not exceed 2 feet high, by 2 feet wide, by 2 feet deep.
3. The minimum exhibit dimensions must be at least 6 inches wide and deep.
4. All exhibits are required to be placed in a sturdy see through enclosure with a top, bottom, and 4 sides. A 'clear tub' turned upside down with the exhibit placed on the lid would be an acceptable enclosure. It may be desirable to place a cutting board or other hard surface between the lid and base plate of the exhibit to make it sturdier. This is to keep exhibit components from being "scattered to parts unknown" at the fair. The outer dimensions of the enclosure do not count towards the total exhibit dimensions but should not be excessive. The entire exhibit

- should fit in the display enclosure, so the enclosure does not smash into the exhibit during movement.
- a. Cases are to be removable and should not be bolted down, glued, or sealed in any way that prevents judges from touching the actual display. (Locking handles and snap shut lids are fine.)
5. All components used in construction should be dust free, clean, free of chips, scuffs, cracks or broken blocks.
  6. Gaps or cracks should not be visible between assembled blocks unless they fit with the story, for example and earthquake.
  7. The primary building component should be interlocking blocks, commonly referred to by the brand name of Lego® but other blocks are acceptable.
  8. Other components can be integrated into dioramas to illustrate architectural aspects that may be difficult to convey with traditional interlocking blocks. For example, marbles for small round objects.
  9. The use of existing “store bought” sets for major elements of the display is not allowed. Use of figurines from sets is allowed as is using individual bricks or small sub-assemblies to create something different than the architectural component of the set it came from. For example a car hood or front end from a car kit could be used in a “car museum”, just not the entire car. “Store bought” sets should be considered an arts and crafts entry. The intent of this is to ensure fairness among exhibitors and encourage maximum creativity instead of just following a set of plans.
  10. Dioramas should be suitably complex and have multiple elements. They can be of buildings (inside/outside), natural spaces, imaginative/fictional areas, compartments of vehicles, logic puzzles, about anything you can think of that’s not a picture or artworks. For example, a camp site that has a log cabin, a tree fort, and a car.
  11. Weapons are not prohibited in dioramas. Scenes depicting battles, like you would find in museums, are acceptable exhibits. However, blood and “gore” is not to be added and will result in a ribbon place deduction.
  12. All dioramas should have a story, which is part of the information pack, that describes what is happening in the diorama; this can be as simple (the nursery rhyme “Jack and Jill” for example) or complex as needed to explain to someone looking at the exhibit what is happening.
  13. Vehicles that are intended to stay in a single place should be affixed to base plates with sticky tack, hot glue, or other method
  14. Mechanical enhancements or motion elements that add motion to the diorama are acceptable and encouraged. For example, merry-go-rounds, doors, elevators, gears, marbles going down a

- channel, flapping wings, animatronics, etc. If included judges should be able to use them and instructions should be provided for operation either in the story or on a separate page.
15. Artistic designs, for example recreating paintings like the “Mona Lisa” or “Stary Nights” and structures like “David” are not permitted as exhibits and one ribbon placing should be deducted. These exhibits should be displayed in Visual Arts.
  16. The exhibitor’s name (or ID), county, if applicable district must be tagged or labeled on the display, Additionally the display case should have the exhibitor’s information attached to both the lid (base) and clear container (covering) as well, as case may be separated from the display.
  17. Entry of either a packet without an accompanying exhibit or an exhibit without a packet is not a sufficient exhibit.
  18. Each exhibitor is required to complete the “4-H Building Block Engineering Exhibit Information Form” which is available through your local K-State Extension office or at <http://blocks.engtech4ks.com/> . This form must be attached to the outside of a 10” x 13” manila envelope. Do not tie the envelope to the exhibit. All revisions of forms previously released for the division dated prior to current year are void for use and new forms must be obtained and used that are dated by the Kansas State 4-H Office for the current year.
  19. Each exhibit information packet should include the following items:
    20. 1 to 5 pages of photos showing work on the exhibit, preferably from a beginning state to final or completed state. Final pictures help in determining where a part might go in case something comes loose.
    21. If appropriate operating instructions for mechanical portions of the diorama.

**\*FREE BUILD (NOT ELIGIBLE FOR KANSAS STATE FAIR)**

1. Entries in these classes do not require plans. Youth can enter a creative design, but it should be STEM related (airplane, car, windmill, etc).
2. Color matching/coordination not required.
3. Dimensions of exhibit limited to no taller than 12 inches , 18 inches wide and 12 inches deep.
4. Rules 17& 18 do not apply to class 5705 or 5706.

**\*Class 5705 - Free Build**

**\*Class 5706 - Free Build Diorama – any type of design, no color restrictions**

**Class 5707-** Junior (Ages 7-8) Interlocking brick diorama built from scratch

**Class 5710 - Intermediate (Ages 9-13)**

Interlocking brick diorama built from scratch  
**Class 5711** - Senior (Ages 14 and up)  
Advanced interlocking brick diorama built from scratch  
Educational Exhibits Rules see [KSF book](#) page 34

Classes and guidelines for  
EDUCATIONAL EXHIBITS ENGINEERING AND TECHNOLOGY  
POSTERS, NOTEBOOKS AND DISPLAY BOARDS can be found on  
page 87

## CLOVERBUDS

Superintendents: Kayla Lackey & Stacey Higdon

1. CloverBuds is a non-competitive division for CloverBuds members ages 5 and 6. Each exhibitor will receive a participation ribbon. No premiums will be given in the CloverBuds division.
  2. CloverBuds will be allowed to showcase one CloverBuds activity (Foods and Nutrition, Clothing Buymanship, Arts and Crafts, Photography, Plant Science, Heritage Arts, Pets).
  3. Exhibitors will conference with the judge to discuss their project experience Saturday of the fair, at 12:30 p.m. in Barn 4.
  4. CloverBud participants should pre-enter in only one class and sign-up on Thursday for a Saturday conference time.
- \*Class 0510** - Cloverbuds Clothing Buymanship (Cloverbuds can model at public review on July 21)
- \*Class 0511** - Cloverbuds Foods and Nutrition, Visual Arts (may include Ceramics, Arts & Crafts, or Sketching & Drawing), Pets (Amphibians - Frogs & Toads, Ant Farms, Cats, Dogs, Fish, Gerbils, Guinea Pigs, Hamsters, Mice, Parakeets, Rabbits, Rats, NO LIVESTOCK IS ALLOWED), Plant Science, Photography, Heritage Arts

## COMPUTER SCIENCE

Superintendent: Laura Jelinek

Jr. Superintendent: Anthony Jelinek

The Kansas 4-H Computer Science project is designed to allow 4-H members to explore how information is moved from one part of the computer to the other; how information is moved between two or more computer systems (networking); how information is stored; or how information is acted on (programming).

1. The actual construction of computer hardware (For example, building a computer, which would include computer components plugged into a motherboard, discrete circuitry soldered on a printed circuit board, or wire-wrapped circuitry) will be entered in the Electronics Division., except for exhibits entered in Class 5594.
2. If a safety violation is noted by the judge, superintendent, or other staff, the exhibitor's exhibit, at the judge's discretion, may receive a reduced ribbon placement or disqualification. A safety violation could include Malware, a virus, or any similar program that potentially is harmful.

### **Exhibit Requirements**

1. All exhibits in the Computer Science division must be entered on a USB drive containing all supporting documents as listed below for each class.
  - a. The USB drive should be included in a manilla envelope with the Computer Exhibit Form found at <http://computers.engtech4ks.com/> or your local extension office) attached to the front.
  - b. The USB drive should be labeled with the 4-H member's name or ID and county.
2. Source code must be included on the USB drive for all computer programming projects coded by the 4-H member. This could include a .txt file, python Script (.py), Scratch URL, etc. Failure to include the source code will result in one ribbon deduction.
3. Each exhibit must include written operating instructions including how to locate, run, and use the project. Operating instructions should be printed and placed in the manilla envelope and included digitally on the USB drive.
4. Each exhibit must be accompanied by a typed requirements document included on the USB drive. See <https://computers.engtech4ks.com/> for a template that can be used for documenting requirements.
  - a. The requirements document should be started at the beginning of the project. It will include a list of goals and requirements that the 4-H member wants to include or achieve in their final project.
  - b. The project requirements section is formatted as a checklist, with the 4-Her checking off what they accomplished, making adjustments throughout their work on the project as needed.
  - c. Flow charts, designs, or other diagrams may be included for computer programs to show the logical flow of the program as needed.
5. For coded computer programs, screenshots of the program will be displayed digitally at the state fair. A display screenshot must be included electronically on the USB drive. For county fairs, it is

recommended to print screenshots for display at fairs that don't have electronic displays available.

6. All electric components of micro controlled devices must be adequately covered or concealed with a protective enclosure, specifically circuit board. Paper is NOT considered an adequate enclosure or covering for electrical components.

**Class 5590** - Computer program, application, app, script, or coded system that is new and unique (not merely a file run in a program, such as a 'word document' or a picture drawn in 'Microsoft Paint.')

**Class 5591-** Coded website built entirely by the 4-H Member (not using a pre-made template generator such as Wix or Squarespace). Items in this class could be coded in HTML, CSS, Javascript, Wordpress, or other web-based programming languages or platforms.

**Class 5594-** Microcontroller or microcomputer application - a small circuit board that is programmed to accomplish a specific task (projects built and programmed using Raspberry Pi, Arduino, etc.)

Classes and guidelines for  
EDUCATIONAL EXHIBITS ENGINEERING AND TECHNOLOGY  
POSTERS, NOTEBOOKS AND DISPLAY BOARDS can be found on  
page 87

## DOG SHOW

Superintendent: Kerri McIntyre-Murphy

Jr. Superintendent: Brooke Haunschild

- **Showmanship:** The purpose of Kansas 4-H Showmanship is to provide 4-H'ers the opportunity to show their dog and themselves to the best of their ability. In showmanship, the dog is evaluated on the handler's grooming of the dog, the handler and dog are evaluated on the proficiency by which they can perform various patterns smoothly and efficiently
- **Obedience:** The purpose of Kansas 4-H Obedience is to provide 4-Hers the opportunity to demonstrate the teamwork necessary to work under a variety of conditions. In obedience, the intent is to evaluate the proficiency by which the dog and handler are able to perform various exercises as a team in much the same way as might be done in demonstrating the behavioral activities in normal life.
- **Agility:** The purpose of Kansas 4-H Dog Agility is to provide 4-H members the opportunity to demonstrate the teamwork necessary to work under a variety of conditions that challenge both the handler and dog. By teaching a series of obstacles, the

4-H'er provides the basic training and exercise that leads to a more versatile, well-conditioned dog. Different obstacles and courses present unique tests of speed, confidence, technical skills, athleticism, balance, communication, attentiveness, distance, and directional control. The task of leaders, judges, trainers, and handlers is to incorporate all these elements while maintaining a fun, safe environment for the dogs and 4-H'ers. The sport of agility provides a basis for other activities such as search and rescue. Agility is exciting for both exhibitors and spectators, as well as motivating for the dogs.

- **Rally:** The purpose of Kansas 4-H Rally Obedience is to provide 4-Hers the opportunity to demonstrate the teamwork necessary to work under a variety of conditions. In Rally Obedience, the intent is to evaluate the proficiency by which the dog and handler can perform various sequentially numbered exercises as a team in much the same way as might be done in undertaking different activities outside the show ring.
1. Show regulations, scoring procedures and class requirements will be followed in accordance with the latest edition of the Official Kansas 4-H Dog Show Guidelines (S-46). Copies are available at the County Extension Office.
  2. No identifying uniform can be worn in the show ring.
  3. Any outward abuse of a dog on the fairgrounds will result in disqualification.
  4. It will be required that proof of rabies vaccination, signed by a veterinarian, be shown at show time. It is recommended that dog's distemper, hepatitis and leptospirosis vaccinations be up-to-date. Females in season will not be allowed to show. Dogs exhibiting signs of illness will be disqualified.
  5. Classes marked with an asterisk (\*) are ineligible for State Fair competition.
  6. Baiting dogs is not allowed.
  7. Once a 4-H'er scores 170 points or greater with the same dog under two different judges, the member must advance to the next obedience level at the start of the next 4-H year. At any time that the leader, parent and member agree that the 4-H'er and dog are ready to move to the next level, they may; but once that is done, they cannot regress back to a lower level.
  8. State Fair Qualification: To exhibit at the Kansas State Fair, the exhibitor must qualify at any 4-H invitational or county fair show and shall present a certificate to the county Extension Office. The certificate shall be signed by the show judge and dog project leader or show superintendent at the show in which the dog qualified.

## OBEDIENCE COMPETITION

A 4-H'er may enter only one dog per obedience class. See Rule 9 to enter the proper class. A score of 170 points or greater is qualified score, with at least 50% in each exercise. In case of tie, a sudden death run-off on the heel free exercise will be held.

- \***Class 0480** - Subnovice A: First year handler exhibiting a first year dog. All exercises done on leash.
- \***Class 0481** - Subnovice B: Experienced handler exhibiting a first year dog.
- Class 0482** - Novice: For all project members who have qualified through Subnovice B and Second year project members and above.
- Class 0483** - Graduate Novice: For experienced 4-H'ers with dogs who have scored at least 170 points in Novice A or Novice B.
- Class 0484** - Open A: For all 4-H'ers and dogs who have qualified in graduate novice.
- Class 0485** - Open B: For all 4-H'ers and dogs who have qualified in preliminary Open A.
- Class 0486** - Utility A: For all 4-H'ers with a dog that qualified in Open B and passed. All exercises off leash.
- Class 0487** - Utility B: For all 4-H'ers with a dog that qualified in Utility A and passed. All exercises off leash.

## DIVISION - SHOWMANSHIP

Entries will be judged on fitting of dog: clean and well brushed, tone and condition of coat, healthy appearance, teeth, toenails, and eyes. Handler will be judged on alertness, grace, and ease, coordination with dog and reaction of dog to handler with straight and even gait and movement of dog.

**Class 0488** - Senior Showmanship (14-18)

**Class 0489** - Intermediate Showmanship (10-13)

**Class 0490** - Junior Showmanship(7-9)

\*Age classifications are before January 1 of the current year.

Showmanship is based on 100 points, with 90-100 for Purple; 90-94 for Purple/Blue; 80-89 for Red; and 79 and less for white.

## DIVISION - RALLY OBEDIENCE

Note: Rally Level I is on lead and for local shows only

**Class 0491** - Rally Level I (on lead and for local show only)

**Class 0492** - Rally Level II

**Class 0493** - Rally Level III

Advancement: After receiving two qualifying scores (blue or purple) from two different judges, a rally obedience team must advance to the next level at the start of the next 4-H year.

## **EDUCATIONAL EXHIBITS ENGINEERING AND TECHNOLOGY POSTERS, NOTEBOOKS AND DISPLAY BOARDS**

Purpose: To allow 4-Hers to explore STEM outside the bounds of traditional projects for rockets, robotics, astronomy, computers and unmanned aerial systems. All posters, notebooks and display boards are listed in this section and have been removed from the individual sections to save space.

1. The General Exhibit rules for ALL categories apply.
2. For notebooks, display boards, and posters, no additional exhibit information is required; no manila envelope is needed for these exhibits.
3. Exhibits shall have a clear link to the Engineering and Technology areas of astronomy, computers, rocketry, robotics, or uncrewed aerial systems, educational exhibits outside of these Engineering and Technology areas should be displayed in the other program areas. Just because an educational exhibit relates to the broad concept of Engineering and Technology does not qualify it to be displayed in the Engineering and Technology Educational Exhibit area. Exhibits that do not clearly show a clear and direct relationship to the Engineering and Technology project areas will be suggested to Notebooks and project display divisions.
4. Exhibits in posters, notebooks and display boards must contain substantial supporting educational materials.
5. Educational display boards, posters and notebooks should be creative and showcase details about the knowledge learned in the project during the current 4-H year. Value is placed on youth who can demonstrate how their skills have increased while completing the project. Each exhibit will be judged on uniqueness, creativity, neatness, accuracy of material, knowledge gained, and content. An exhibit judging score sheet can be found below.
6. Follow copyright laws, citing all sources of information in a standard notation. Sources of information must be cited on the front of your exhibit, including all posters and educational display boards.
7. Educational displays are not to exceed a standard commercial 4' high x 3' wide x 2' deep. No card table exhibits will be allowed. Care should be taken to use durable materials that will withstand Cowley County Fair conditions.
8. Posters are limited to commercial 3' x 4' tri-fold display boards.

9. "Construction Kits" that are part of educational displays must be contained in cases (tackle boxes, sealable containers, etc.) no larger than 2' X 2' X 2' and must have a latch which securely keeps all components contained in the "Construction Kits". Other components are to adhere to appropriate dimensions as stated elsewhere.
10. Educational Project notebooks must be organized in a 3-ring binder or similar book.
11. Any three dimensional poster or display board exhibits may not be thicker than 2".
12. For education displays and/or posters the exhibitor's name (or ID), county, if applicable district, age, and year(s) in project must be tagged or labeled on the back of the exhibit. Exhibit cards are not sufficient as they may be removed or repositioned for display. Failure to label an exhibit may result in one ribbon placing deduction.
13. Exhibits should possess the following qualities (in no particular order):
  14. A central theme
  15. What you want others to learn
  16. Be designed and constructed in a manner befitting the exhibit
  17. Be something you are interested in.
  18. If a safety violation is noted by the judges, superintendent, or other staff, the exhibitor's exhibit, at the judges discretion, may receive a reduced ribbon placement or disqualification..

## EDUCATIONAL DISPLAYS

Ag Mechanics/Welding – Junior & Intermediate Division  
(Ages 7 – 13)

**Class 5475** - Jr/Inter. Ag Mechanics/Welding Educational Display

**Class 5476** - Jr/Inter. Ag Mechanics/Welding Educational Notebook

**Class 5477** - Jr/ Inter. Ag Mechanics/Welding Educational Poster

Ag Mechanics/Welding – Senior Division (Ages 14 years and older)

**Class 5478** - Senior Ag Mechanics/Welding Educational Display

**Class 5479** - Senior Ag Mechanics/Welding Educational Notebook

**Class 5480** - Senior Ag Mechanics/Welding Educational Poster

Astronomy - Junior and Intermediate Division – 7-13 years old

**Class 5731** - Jr/ Int. Astronomy Educational Display

**Class 5732** - Jr/ Int. Astronomy Educational Notebook

**Class 5733** - Jr/ Int. Astronomy Educational Poster

Astronomy- Senior Division – 14 years and older

**Class 5736** - Senior Astronomy Educational Display

**Class 5737** - Senior Astronomy Educational Notebook

**Class 5738** - Senior Astronomy Educational Poster

Building Block Engineering-Junior/Intermediate Division (ages 7-13)

**Class 5481** - Jr/ Int. Building Block Engineering Educational Display

**Class 5482** - Jr/ Int. Building Block Engineering Educational Notebook

**Class 5483** - Jr/ Int. Building Block Engineering Educational Poster

Building Block Engineering

Senior Division (Ages 14 years and older)

**Class 5484** - Senior Building Block Engineering Educational Display

**Class 5485** - Senior Building Block Engineering Educational Notebook

**Class 5486** - Senior Building Block Engineering Educational Poster

Aerospace/ Rocketry Junior/Intermediate Division 7-13 years old

**Class 5741** - Rocketry Educational Display

**Class 5742** - Rocketry Notebook

**Class 5743** - Rocketry Poster Board

Aerospace/Rocketry Senior Division - 14 years and older

**Class 5746** - Rocketry Educational Display

**Class 5747** - Rocketry Notebook

**Class 5748** - Rocketry Poster Board

Robotics Junior/Intermediate Division - 9-13 years old

**Class 5756** - Robotics Educational Display

**Class 5757** - Robotics Educational Notebook

**Class 5758** - Robotics Educational Poster

Robotics Senior Division - 14 years and older

**Class 5761** - Robotics Educational Display

**Class 5762** - Robotics Educational Notebook

**Class 5763** - Robotics Educational Poster

Robotics Team Robotics Project

**Class 5766** - Team Robotics Educational Display

**Class 5767** - Team Robotics Educational Notebook

**Class 5768** - Team Robotics Educational Poster

Computers – Intermediate/Junior Division – 7-13 years old

**Class 5771** - Jr/ Int. Computer Science Educational Poster

**Class 5772** - Jr/ Int. Computer Science Display Board

**Class 5773** - Jr/ Int. Computer Science Notebook

Computers - Senior Division – 14 years and older

**Class 5776** - Senior Computer Science Educational Poster

**Class 5777** - Senior Computer Science Display Board

**Class 5778** - Senior Computer Science Notebook

Uncrewed Aerial Systems – Intermediate/Junior Division

7-13 years old

**Class 5781** - Unmanned Aerial Systems Educational Poster

**Class 5782** - Unmanned Aerial Systems Display Board

**Class 5783** - Unmanned Aerial Systems Notebook

**Uncrewed Aerial Systems - Senior Division – 14 years and older**

**Class 5786** - Senior Unmanned Aerial Systems Educational Poster

**Class 5787** - Senior Unmanned Aerial Systems Display Board

**Class 5788** - Senior Unmanned Aerial Systems Notebook

## **ELECTRIC AND RENEWABLE ENERGY**

Superintendent:

1. Each Electronics & Renewable Energy exhibit must include a “4-H Electronics & Renewable Energy Information Form” which is available through your local K-State Extension Office or at [kansas4-h.org](http://kansas4-h.org) . This form must be attached to the outside of a 10” X 13” manila envelope. You must also include a wiring diagram or schematic. Place them inside the manila envelope. For notebooks, display boards, and posters, no additional exhibit information is required; no manila envelope is needed for these exhibits.
2. Items that have been in use should be cleaned for exhibit.
3. All electrical exhibits’ wiring and connections must be accessible for examination by the judges. Sealed exhibits that cannot be opened for inspection are not acceptable.
4. Lithium batteries must be accessible or removeable in exhibits for safety purposes. The exhibit cannot contain a locked compartment housing a lithium battery.
5. The National Electric Code (NEC) will apply for judging.
6. A sheet of operating instructions must be furnished and included in the manila envelope for any exhibit that is not self-explanatory.
7. Projects (classes 4600, 4601 and 4602) must be operable using only 110 or 120V AC or battery power. If battery power is required, batteries must be furnished.
8. Any project with a complexity of size or electronics must have (a) instructions for assembly and use and (b) if it requires special test equipment beyond a screwdriver or multimeter, it should be available available at the time of judging for actual testing of the exhibit.
9. No hand dipped solder may be used on exhibits.

10. If a safety violation is noted by the judges, superintendent, or other staff. The exhibitor's exhibit, at the judge's discretion, may receive a reduced ribbon placement or disqualification.

## ELECTRICAL AND ELECTRONICS

**Class 4600 - AC Electric Projects:** Electric projects with a 110 or 120 V alternating current (AC) power source. Some project examples are household wiring demonstrations, small appliances extension cords, trouble lights, indoor or outdoor wiring boards, or shop lights. Projects may be a restoration or original construction. The project must be operational and meet minimum safety standards. AC projects must be 110/120 V, no 240 V exhibits are allowed, and must be constructed such that the judges have wiring access to examine the quality and safety of workmanship.

**Class 4601 - DC Electric Projects:** Electric projects with a battery or direct current power source. This class includes electric kits or original projects. This class also includes demonstration DC powered project. Examples include: wiring two-way or three way switches, difference between series/parallel lighting circuits or wiring doorbells switches. All DC electric projects must include batteries supplied by the 4-H member. Projects must be constructed such that the judges have access to examine the quality of wiring workmanship.

**Class 4602 - Electronic:** Electronic projects with a battery or direct current power source. This class includes electronic kits or original projects. Examples include radios, telephones, toy robots, light meters, security systems, etc. They may be constructed using printed circuit board, wire wrap, or breadboard techniques. Include instruction/assembly manual if the exhibit is from a kit. Include plans if an original project. Projects must be constructed such that the judges have access to examine the quality of wiring workmanship.

**Class 4604 - Newly built or repaired computers.** This class is for newly built or repaired computers (laptop or PC) and allows 4-H members to demonstrate skills integrating the various parts of a computer into a single unit. Displays should show either a fully functional computer or show what the individual components do. The display should be free of dust and cabled neatly. Fully functional computers should boot up and do not need to include a monitor, keyboard, or mouse at the State Fair.

**Class 4603 - Educational Displays and Exhibits.** The purpose of the educational display and exhibit is to educate the viewer about a specific area of the 4-H electrical or electronics project. The display or exhibit should illustrate one basic idea. This class includes any educational displays, exhibits or science fair type projects which DO

NOT have a power source, i.e. exhibits, posters or displays of wire types, conduit types, electrical safety, tool or motor parts identification or electrical terminology. Educational displays and exhibits must be legible from a distance of four feet, using a maximum tri-fold size of 3' x 4'.

**Alternative ENERGY** (A form of energy derived from a natural source, such as the sun, geothermal, wind, tides or waves) All exhibits in this division are limited in size to standard, tri-fold, display boards (36" X 48") and items may not extend beyond 12" from the back board. All displays must be self-standing.

**Class 4620 - EDUCATIONAL DISPLAY** - Create an exhibit that addresses a focused topic related to power generated from a renewable energy source. The purpose of the exhibit is to inform and create awareness.

**Class 4621 - EXPERIMENT** - Display an experiment addressing a problem or question related to power generated from a renewable energy source. Include hypothesis, background research, variables, a control, data, findings, conclusions and recommendations for future study.

## ENTOMOLOGY

Superintendents: Paula Crow and Rendi Hoffman

1. Resources for exhibiting can be found on the [Kansas 4-H Entomology KSF page](#).

### INSECT COLLECTION CLASSES

1. All entries should be submitted in an 18 x 24 x 3.5 inch wooden display box with a clear plastic top (such as Plexiglas). Boxes can be handmade or purchased as long as they are of the correct size. Please visit the website listed above for box instructions and plans.
2. 4-H members may choose to use one of two taxonomies:
3. Option A: As printed in "[Insects in Kansas](#)" book or
4. Option B: which follows [www.bugguide.net](http://www.bugguide.net).
5. Each exhibitor is required to identify each box with two identification labels bearing Exhibitor's name, county or district, the collection class 4-H'er is enrolled in and statement of taxonomy used. One label goes in the upper left corner of the box (inside) and the other on the lower right corner of the box (outside). Arrange specimens in the box so the box can be displayed lengthwise.
6. The number of orders, specimens (and families where required) must be included on both of the exhibitor's box identification labels. Only one adult insect per species can be used in the

- Collection Boxes and Note Book Classes, unless labeled as male or female and correctly identified.
7. Arrangement of specimens: The preferred method is to arrange the insects in groups or rows parallel to the short sides of the box. Specimens are to be arranged by Order in the box, then Family where required.
  8. Two labels should be centered on the pin beneath each specimen. First (closest to the specimen) is the common name label and the second label should include date/locality. Full county name and state abbreviation should be on the second label. Collector's name (or host) on the date/locality label is optional.
  9. The specimens should be collected by the exhibitor and should focus on Kansas insects. Insects may be collected from one county into bordering states and labeled accordingly. Please refer to "Entomology Collection Exhibit Resource" for full details on out-of-state insects in collections.
  10. Only specimens of the class Insecta should be included.
  11. Purchased insects are not to be exhibited in collections, but they may be used in educational displays.
  12. Specimens of soft bodied insects such as aphids, lice, termites, etc. should be exhibited in alcohol filled vials; however, the use of alcohol filled vials should be limited to only those specimens that lose their shape when pinned, since the vials pose a significant hazard to the rest of the collection if they become loose in transit.
  13. Any major violation of rules will result in the exhibit being dropped one ribbon placing. Examples would include, but are not limited to: incorrect display box size, missing paperwork, feet on display boxes, no special project in notebooks, etc.
  14. After the first year in Entomology, all 4-H members need to add an 8 ½ by 11-inch sheet of paper to their collection that states what they did to improve their collection for the current year. This should include how many new insects were added to the display box (please list), how many insects were replaced in the display box (please list), and number of new orders and/or families were added to the display box. Other optional things that could be included are number of insects caught for the year, number of new Orders added this year, number of talks and/or demonstrations given, activities participated in, leadership roles, etc. This paper should be taped to the upper left corner on the front of your display box.
  15. The following insects are listed as Threatened or Endangered by the Fish and Wildlife Service. Because of this, no specimens of the below species may be caught or displayed in insect collections or educational displays. If specimens of these species are included in collections or educational displays, it will be counted as a major violation. Any major violation of rules will

result in the exhibit being dropped one ribbon placing. Please refer to [www.kansas4-h.org](http://www.kansas4-h.org) on the [Entomology project page](#) for more information.

- American Burying Beetle (*Nicrophorus americanus*)
  - Monarch Butterfly (*Danaus plexippus*)
  - Eastern Regal Fritillary Butterfly (*Argynnis idalia idalia* or *Speyeria idalia*)
  - Western Regal Fritillary Butterfly (*Argynnis idalia occidentalis* or *Speyeria occidentalis*)
  - Great Spangled Fritillary (*Speyeria cybele*)
    - a. Threatened or endangered species cannot be displayed in collections, BUT pictures are allowed. Pictures must be of the live species. Youth cannot kill the insects to take pictures or damage the habitat.
16. A minimum of 10 new specimens must be added and/or replaced each year.
17. Do not put the spindle-shaped bag of a Bagworm in your collections (as a female example of the species.) These bags must be cute open to determine if the caterpillar inside is a male or female. Opening the box to confirm the ID correctness could pose a significant risk to the collection.
18. As outlined in the General Rules of the Kansas State Fair 4-H Exhibitor Handbook, "Exhibits at the Fair and Kansas State Fair are entered and displayed at the risk of the exhibitor." For projects displayed in box-style exhibits—such as Entomology or Geology—that must be opened for judging, exhibitors may choose to include a closure mechanism on the box. While closures are not required, their use will not result in a ribbon deduction. Acceptable options include Velcro strips or hook—style fasteners. Closures should not interfere with the box's ability to be displayed on a shelf and must not be lockable.

### **\*Class 4899 - Intro to Entomology**

This is a non-state qualifying Cowley County Fair ONLY class. Exhibitors may display a maximum of 20 species in any display they are able to use (ex. shoe boxes, pencil boxes, cake pan with a clear lid) If you are utilizing an official box please look in to the next step of classes. Youth may exhibit in this class for up to two years.

### **Class 4900 - Beginning I Entomology Collection**

Display in one standard box a minimum of 50 and maximum of 125 species representing at least 7 orders. Follow the guidelines listed for Collections. Members can exhibit in this class a maximum of 3 years or until they receive a purple ribbon at the Kansas State Fair, whichever comes first.

### **Class 4901 - Beginning II Entomology Collection**

Display in one standard box a minimum of 75 and maximum of 150 species representing at least 9 orders. Follow the general guidelines listed for Collections. Members can exhibit in this class a maximum of 3 years or until they receive a purple ribbon at the Kansas State Fair, whichever comes first.

### **Class 4903 - Intermediate Entomology Collection**

Display a minimum of 100 and a maximum of 300 species representing at least 10 orders. Two standard boxes can be used. Follow the general guidelines listed for Collections. In addition, family identification is required for all insects in any two of the following six orders: (Only two will be counted for judging)

- a) "[Insects in Kansas](#)" book - Orthoptera, Hemiptera, Homoptera, Coleoptera, Hymenoptera, and/or Diptera or
- b) "[Insects in Kansas Book: 2016 Revised Taxonomy](#)", which follows [www.bugguide.net](http://www.bugguide.net) - Odonata, Orthoptera, Hemiptera, Coleoptera, Hymenoptera, and/or Diptera

Members can exhibit in this class a maximum of 3 years. A 4-H'er may move up if they receive a purple ribbon.

### **Class 4905 - Advanced Entomology Collection**

Display a minimum of 150 and a maximum of 450 species representing at least 12 orders. Three standard boxes can be used. Follow the general guidelines listed for Collections. Family identification is required for all insects belonging to the six basic orders as outlined under the Intermediate phase. Only families in the above six orders will be counted for judging. Family identification of insects in the remaining orders is optional, but desirable as long as accuracy is maintained. Members may continue to exhibit in this class at the Kansas State Fair for an unrestricted number of years as long as they remain eligible for 4-H membership.

### **NOTEBOOK CLASSES**

1. Individual entries are to be placed for display in a three-ring notebook for competition. For Intermediate and Advances level, two notebooks may be used. A Title Page must be placed in the front of the second notebook. (Refer back to Rule #3 in Notebook Rules.)
2. 4-H members who have been previously enrolled in or are currently enrolled in the other phases of the Entomology project need to start with the Beginning Phase of Entomology Notebooks, not the Introductory phase.
3. Each exhibitor is require to identify the notebook by placing a Title Page in the front of the notebook bearing the exhibitors

name, county or district and class 4-H'er is enrolled in and statement of taxonomy used:

- a. Option A: "[Insects in Kansas](#)" book or
- b. Option B: which follows [www.bugguide.net](http://www.bugguide.net)

The number of orders, specimens and families (required in Intermediate and Advanced classes) must also be included on the Title Page.

4. Specimen pages should be grouped according to order and should include one page per species. If more than one insect is in the photo, an arrow to indicate identified insect should be used.
5. Date, common name, full county name and state abbreviation should be included for each species. Collector's name on the specimen page is optional.
6. Specimen pages should have two different views of the insect if possible. If pictures are taken on different dates/localities, include information for both.
7. A statement describing the habitat where found/host plant may be included and is encouraged and will be worth a bonus 10 points total, not per page. For Intermediate and Advanced notebooks, this is strongly encouraged.
8. A divider page is to be placed in front of each order of insects with the order name printed on the tab for the page as well on the front of the divider page.
9. For the Intermediate and Advanced classes, insects are also to be grouped by family behind each order divider.
10. After the first year in Entomology, all 4-H members need to add an 8 ½ by 11-inch sheet of paper to their Photo Collection Notebook that states what they did to improve their notebook for the current year. This should include how many new insect photo pages were added to the Notebook (please list), how many insect photo pages were replaced in the Notebook (please list), and number of new orders and/or families added to the Notebook. Other optional things that could include are number of insects photographed for the year, number of new Orders added this year, number of talks and/or demonstrations given, activities participated in, leadership roles, etc. This paper should be placed right behind the Title Page in your Notebook.
11. A special project must be completed each year and included in the notebook. See project guideline materials for specifications.
12. Refer to the publication "[Entomology Colction Notebook Guidelines](#)" on the Kansas 4-H Entomology web page for more detailed rules for exhibiting.
13. Any major violation of rules will result in the exhibit being dropped one ribbon placing. Examples would include, but are not limited to: incorrect photo size, missing paper work, no special project in notebooks, etc.

14. A minimum of 10 photo pages of new species must be added and/or replaced each year.

### **Class 4907 - Introductory Entomology Notebook**

Display a minimum of 10 and a maximum of 30 insect species representing at least 6 different orders. Follow the general guidelines listed for Notebooks, including the Special project. A 4-H member must be of minimum age to compete at the Kansas State Fair. A 4-H member may exhibit in this class for a maximum of two years.

### **Class 4908 - Beginning I Entomology Notebook**

Display a minimum of 20 and a maximum of 50 insect species representing at least 7 different orders. Follow the general guidelines listed for all Notebooks, including the Special project. Members can exhibit in this class a maximum of 3 years or until they receive a purple ribbon at the Kansas State Fair, whichever comes first.

**Class 4911- Beginning II Entomology Notebook:** Display a minimum of 40 and a maximum of 70 insect species representing at least 8 different orders. Follow the general guidelines listed for all Notebooks, including the Special project. Members can exhibit in this class for a maximum of 3 years or until they receive a purple ribbon at the Kansas State Fair.

### **Class 4909 - Intermediate Entomology Notebook**

Display a minimum of 60 and a maximum of 100 species representing at least 9 orders. Follow the general guidelines listed for Notebooks, including the Special project. In addition, family identification is required for all insects in any two of the following six orders: (Only two will be counted for judging)

- "[Insects in Kansas](#)" book - Orthoptera, Hemiptera, Homoptera, Coleoptera, Hymenoptera, and/or Diptera or
- "[Insects in Kansas Book: 2016 Revised Taxonomy](#)" which follows [www.bugguide.net](http://www.bugguide.net) Taxonomy- Odonata, Orthoptera, Hemiptera, Coleoptera, Hymenoptera, and/or Diptera

Members can exhibit in this class a maximum of 3 years or until they receive a purple ribbon at the Kansas State Fair. A 4-H'er must move up if they receive a purple ribbon.

### **Class 4910 - Advanced Entomology Notebook**

Display a minimum of 100 and a maximum of 200 species representing at least 12 orders. Follow the general rules listed for Notebooks, including the Special project. Follow the general guidelines listed for Notebooks. Family identification is required for all insects belonging to the six basic orders as outlined under the Intermediate phase. Only families in the above six orders will be counted for judging. Family identification of insects in the remaining orders is optional, but desirable as long as accuracy is maintained. Members may continue to exhibit in

this class for an unrestricted number of years as long as they remain eligible for 4-H membership.

### EDUCATIONAL DISPLAYS

1. Share with others what you learned in this project. Exhibit any activity or learning experience related to the field of entomology or the Teaming with Insects curriculum that does not fit into Entomology Collection or notebook classes above.
2. Follow copyright laws as explained in the General Rules.
3. The exhibit may be, but isn't limited to, original works, digital presentations presented on a USB drive (must provide printed hardcopy for exhibit purposes for duration of state fair), programs, websites, games, apps, display box, notebook, display or poster which you have made.
4. If the exhibit is a wooden display box, it must be 18 X 24 X 3.5 inches with a clear plastic top (such as plexiglass) and displayed horizontally. If the exhibit is a poster, it must not be larger than 22" X 28". If the exhibit is a display, maximum size is not to exceed a standard commercial 3' X 4' tri-fold display board.
5. Name and county/ district must clearly be marked on educational exhibits.
6. Refer to Entomology General Rule 14 for information on Threatened and Endangered Species specimens that cannot be displayed in Educational Exhibits.
7. Any major violation of rules will result in the exhibit being dropped one ribbon placing. Examples would include, but are not limited to: incorrect display box size, missing paper work, feet on display boxes, no reference for information and/or photos, etc.

### **Monarch Butterfly Educational Display Rules:**

Monarch Butterflies were officially put on the Endangered Species list on July 21, 2022. Having the specific name *Danatus plexippus*, this migratory butterfly is well known for its spectacular annual journey of up to 3,000 miles across the Americas. It is now threatened with extinction due to the habitat loss and climate change. 4-H members can play a critical role in helping bring habitat back for the Monarch Butterfly. They can help educate the public on ways to establish food sanctuaries for this butterfly species and help bring them back from the threat of extinction.

1. Exhibits should teach the public about the Monarch Butterfly and/or ways to protect and conserve it. The information could show nectar sources for adult butterflies and food sources for caterpillars, Monarch tagging activities, collection of native milkweed and the packaging it to give to others to plant, a group working together to plant a Monarch friendly garden, etc.

2. 4-H members may create a poster, notebook, standard size tri-fold diorama, slide show or other visual display that shows information on Monarch Butterflies.
3. Specimens of the actual Monarch Butterfly insect, caterpillars, or chrysalis MAY NOT BE USED in these displays.

If a slide show is created, it should be presented on a zip drive along with a printed copy of the presentation.

### **Class 4902 - Beginning Educational Exhibit**

Class for individuals that are exhibiting in the Beginning I and II Collection or Beginning I or II Notebook Classes. If only exhibiting in this category, then ages 9-12.

### **Class 4904 - Intermediate Educational Exhibit**

Class for individuals that are exhibiting in the Intermediate Collection or Intermediate Notebook Classes. If only exhibiting in this category, then ages 11-14.

### **Class 4906 - Advanced Educational Exhibit**

Class for individuals that are exhibiting in the Advanced Collection or Advanced Notebook Classes. If only exhibiting in this category, then ages 13 or older.

**Class 4920 - Beginning Monarch Butterfly Educational Display:** for 4-H members enrolled in Beginning I or II Entomology.

**Class 4930 - Intermediate Monarch Butterfly Educational Display:** for 4-H members enrolled in Intermediate Entomology.

**Class 4940 - Advanced Monarch Butterfly Educational Display:** for 4-H members enrolled in Advanced Entomology.

## **FIBER ARTS**

Superintendent:

Exhibitors are limited to 6 total entries, 4 entries per class.

4. Fiber Arts is defined as any method of creating a unique design with fiber, fabric or yarn. This may include: making fabric (such as weaving, crochet, knitting, needlepoint); or when existing fabric is changed into something quite different (such as quilting or embroidery or ethnic art.) Ethnic Fiber Arts should use a fiber, yarn or fabric to create the design exhibit. Non-textile (examples include wood, reed, straw, grass, etc.) baskets/pieces should be entered in the Visual Arts Division.
5. Identification Label:
  - a. Type or print on a 3" x 2 1/2 "piece of cloth: class number, county or district, and exhibitor's name.
  - b. Sew or safety pin this ID label on the corner of flat articles.

- c. For garments, attach ID label to the front left shoulder seam, or left side of waistband, as if you were wearing the garments.
6. When articles which are normally worn as a pair are exhibited, both articles must be shown together. Fasten articles together securely with yarn.
7. When the exhibit is a sewn garment that also includes one or more Fiber Art techniques (i.e. knitting, crochet, needle arts, or patchwork and quilting), the determination of what division (Clothing or Fiber Arts) and class in which to enter will be left with the 4-H participant.
8. All exhibits which need to be hung must have the appropriate saw tooth hanger, rod, wire, or other mechanism attached in order to be properly displayed. Framed exhibits must be ready to hang. \* NO GLASS IN FRAME PERMITTED

For more class detail please review the [Kansas State Fair book](#)

**Class 4111 - Crochet**, an article.

**Class 4112 - Knitting**, an article made either by hand or by knitting machine.

**Class 4113 - Needle Arts**; an article created by hand using any of the following techniques: A) Embroidery and cross-stitch; B) Needlepoint; C) Candle wicking; D) Crewel; E) Lacework; and/or F) Appliqué

**Class 4114 - Patchwork and Quilting**, an article. it is acceptable practices for the exhibitor to create the patchwork or quilted article and have someone else quilt it. (See #5 in Rules)

**Class 4115 - Rug Making**, acceptable techniques include braiding, latch hook, tying, floor cloth, etc. The finished product should be an item that would be an item used in the home.

**Class 4116 - Spinning**, a skein. minimum 10 yards in length.

**Class 4117 - Weaving**, a woven article. Members should attach Information about the type of loom or process used. (See #5 above) Woven wood reed basket, should be exhibited in Visual Arts.

**Class 4118 - Ethnic Arts**, an article. This is defined as a Fiber Art/Textile technique that is associated with a specific country or culture. It is a practical skill that was developed to provide basic family needs such as apparel, home furnishings or decorations. It is also defined as a method that has been maintained throughout history and passed on to others, often by observation and by example, such as batik, Swedish huck towel weaving, mud cloth, bobbin weaving, tatting,

felted items that are not knitted or crocheted, etc.

Members should attach information on the history of the ethnic fiber art, where it was used, by whom, how it was used, short description of the technique, etc. (See #5 in Rules)

**Class 4119 - Macrame**, an article.

**Class 4120 - Fiber Arts Educational Notebook**

## FOODS AND NUTRITION

Superintendent:

1. Each food exhibitor is limited to 6 food entries combined, which may include: 4 food entries, one food gift package, and one educational exhibit.
2. Complete recipes with ingredients and instructions must be attached with the entry, or the placing will be lowered one ribbon when judged.
3. Exhibits are to be brought to the Fairgrounds and checked in on Friday, at the time of the assigned Conference Judging.
  - a. Classes 0410 and 0411 (Decorated Foods and Edible Arrangements) and Class 0308 (Favorite Foods) will be judged on Tuesday, July 21 between 11a.m. – 12:30 p.m. in conjunction with Fashion Revue and Clothing Judging.
4. After the food products are judged, the products will be sold unless designated otherwise by the exhibitor. Proceeds from the food sale will be used for prizes for Barn 4 4-H exhibitors.
5. For food safety purposes, any entries with frostings and fillings must calculate the amount of sugar in the frosting/filling recipe only. The calculation must be attached to entry, or the placing will be lowered one ribbon when judged. Frosting and fillings need to contain more than 65% sugar for safety. Examples on how to calculate this percentage are included in the publication located at: <https://bookstore.ksre.ksu.edu/pubs/MF3544.pdf>. A worksheet is available at: [https://bookstore.ksre.ksu.edu/item/frostings-and-fillings-worksheet\\_4H1171](https://bookstore.ksre.ksu.edu/item/frostings-and-fillings-worksheet_4H1171)
6. For food safety purposes, any food with custard and dairy-based fillings and frostings (ex. Cream cheese regardless of sugar content) raw eggs, flavored oils, “canned” bread or cakes in a jar, cut fresh fruit or any food requiring refrigeration (ex. Bacon) or unbaked exhibit with raw flour (ex. No bake cookies) will be disqualified and not judged. Refer to K-State Research and Extension publication, 4-H488, Judge’s Guide for Food and Nutrition Exhibits, <https://bookstore.ksre.ksu.edu/pubs/4H488.pdf>, for information to help you make informed, safe food exhibit decisions.

7. Alcohol (ex. Wine, beer and hard liquor) is not allowed as an ingredient in food entries. Entries with alcohol in the recipe will be disqualified and not be judged.
8. All baked goods must be left whole and uncut (exception brownies or bar cookies). Small items, such as cookies and rolls, should be the same shape and from the same recipe. Exhibit 3 brownies, 3 cookies, 3 muffins, 3 bread sticks, 1 loaf bread, etc.
9. Under baked entries will be lowered one or more ribbon placings.
10. All un-frosted cakes should be exhibited in an upright position with crust showing. The exception is for cakes made with special designs such as Bundt cakes. They should have top crust side down.
11. Attach label to bottom of plate or cardboard. Label templates are available at [http://www.kansas4-h.org/events-activities/fairs/kansas-state-fair/docs/foods-and-nutrition/Foods\\_Label.pdf](http://www.kansas4-h.org/events-activities/fairs/kansas-state-fair/docs/foods-and-nutrition/Foods_Label.pdf) or make your own with the following information: Class Number, Food Product Name, 4-H member's Name, and County.
12. Any baked product that can be removed from the pan should be placed on a plate, covered cardboard or disposable container of appropriate size for the exhibit (not more than ½" larger than project). Baked items should not overlap on a plate.
13. Exhibits should be in food grade plastic bags, disposable plastic containers or boxes of appropriate size for the exhibit. Only the exhibit is judged. The container is not judged.
14. Classes marked with asterisk (\*) are ineligible for State Fair competition.
15. Entries will be placed in following four categories by age of 4-H'er: Beginner, Junior, Intermediate, and Senior.
16. Educational Exhibits - May be poster, notebook or project display. If a poster, it must not be larger than 22" x 28". Total space required for project display must be no more than 12" high by 12" deep and 18" long.
17. 4-H'er should be knowledgeable about food preparation and nutritional information.
18. A bake sale will be held Friday of the fair from 11:00 a.m. - 1:00 p.m. with a food auction at 5:15 p.m. in Barn 4.
19. Food entries receiving purple ribbons are eligible for the Kansas State Fair if age and class requirements are met. Exhibitors must be 9-19 years of age. 4-H members may take only one entry to the State Fair in Foods or Food Gift Packages, and one entry in Food Educational Exhibit.
20. Dried foods are to be exhibited under the Food Preservation Class.
21. Decorated Foods (Class 0410) and Edible Arrangements (Class 0411) will be judged on appearance only. Entries in these

classes must be fit for human consumption (ie, no styrofoam forms).

22. All items will be donated to the Cowley County 4-H Council and auctioned at the Food Auction Friday of the fair at 5:15 p.m. in Barn 4.

**Class \*0300** - For age 7-8, non-perishable food product.

**Class \*0301** - Educational exhibit prepared by 7 or 8 year old.

**Class 4300** - For age 9 -11, non-perishable food product.

**Class 4301** - Educational exhibit prepared by 9, 10 or 11 year old.

**Class 4302** - For age 12-14, non-perishable food product.

**Class 4303** - Educational exhibit prepared by 12, 13 or 14 year old.

**Class 4304** - For age 15-18, non-perishable food product.

**Class 4305** - Educational exhibit prepared by 15-18 year old.

**Class 4306** - Food Gift Package. No alcoholic beverages will be accepted. A food gift package must contain at least 3 different non-perishable food items (prepared for human consumption), made by the 4-H member, in a suitable container no larger than 18"x18"x18". Prepared food items must have recipes attached with the entry. Additional homemade food items beyond the 3 minimum or purchased items may also be included in the gift basket. On the back of the entry card, answer these questions: a) what is the intended use; b) what food safety precautions were taken during and after preparation. This entry will count as a non-perishable food product, not as an educational exhibit. Home canned foods must follow Food Preservation rules. Canning jars should not be used for baking per manufacturer's instructions. They could break during baking. Any brand name products in the basket must have the labels covered. Do not cellophane wrap your basket. All items in the gift basket must be non-perishable and if they have frosting or glaze, you must include the sugar percentage worksheet.

**\*Class 0308** - Favorite Foods – Table setting and menu exhibit

**\*Class 0309** - Modified non-perishable food product. Product must be modified from original recipe to nutritionally enhance the food product. Attach one - 8 ½ X 11 inch page (front and back) that includes Original Recipe, Modified Recipe, and Narrative to describe modifications made, why modifications were made and lessons learned such as nutritive value, or changes in appearance, doneness, aroma, flavor, tenderness and/or texture. Suggested resources: Altering Recipes for Better Health Purdue University: <https://edustore.purdue.edu/CFS-157-W.pdf>

Altering Recipes for Good Health Texas A&M University:  
[https://texas4-h.tamu.edu/wp-content/uploads/food\\_nutrition\\_food\\_challenge\\_altering\\_recipes.pdf](https://texas4-h.tamu.edu/wp-content/uploads/food_nutrition_food_challenge_altering_recipes.pdf)

- \***Class 0410** - Decorated Food (cookies, cupcakes, cakes) (see #2, judging day- July 21)
- \***Class 0411** - Edible Arrangement (see #2 judging day - July 21)
- \***Class 0412** - Food Flop (pre-entry not required. This class allows a member to visit with a judge to learn from the flop.)
- \***Class 0415** - Enhanced Baking Mix Product (members may use a package (box or pouch) baking mix as part of the recipe. Members should provide a written recipe and narrative.
- \*Not eligible for State Fair

## FOOD PRESERVATION

Food preservation is open to all 4-H'ers enrolled in the Foods project.

1. Exhibits must have been preserved since the previous year's county fair, and not been exhibited at the previous State Fair.
2. Recipes and processing methods from the sources below are required. Recipes must be from current, tested resources listed below AND MUST BE ADJUSTED FOR ELEVATION based on your processing location, or it will be disqualified. Processing methods that will be disqualified include: open kettle-canning, oven canning, sun canning and using electric multi-cookers. If using the Presto Precise Digital Pressure Canner, please indicate the appliance is used for either water bath or pressure canning. Untested recipes will be disqualified for food safety reasons.
3. Tested recipe sources include:
  - K-State Extension Food Preservation publications
  - Other University Extension Food Preservation publications
  - USDA Complete Guide to Home Canning, @2015
  - So Easy to Preserve, 6th edition, The University of Georgia Cooperative Extension Service
  - Ball® Blue Book Guide to Preserving, Edition 37
  - Ball® Complete Book of Home Preserving, @2015 and @2020
  - Canning mixes (i.e. Mrs. Wage's, Ball®)
  - Pectin manufacturers (i.e. SureJell, Ball®)
  - [KSRE Rapid Response Center Preservation Recipes](#)
  - [National Center for Home Food Preservation](#)
  - [Ball®](#)
4. Refer to following K-State Research and Extension publications for more information:
  - 4H712, Food Safety Recommendations for Food Preservation Exhibits (<http://www.ksre.ksu.edu/bookstore/pubs/4H712.pdf>)

- MF3170 “10 Tips for Safe Home-Canned Food” ([https://bookstore.ksre.ksu.edu/pubs/10-tips-for-safe-home-canned-food\\_MF3170.pdf](https://bookstore.ksre.ksu.edu/pubs/10-tips-for-safe-home-canned-food_MF3170.pdf))
  - MF3171 “Sassy Safe Salsa at Home” ([https://bookstore.ksre.ksu.edu/pubs/sassy-safe-salsa-at-home\\_MF3171.pdf](https://bookstore.ksre.ksu.edu/pubs/sassy-safe-salsa-at-home_MF3171.pdf))
  - MF3172 “What’s Your Elevation?” (<http://www.ksre.ksu.edu/bookstore/pubs/MF3172.pdf>)
  - MF3241 “How to Guide to Water Bath Canning and Steam Canning” (<http://www.bookstore.ksre.ksu.edu/pubs/MF3241.pdf>)
  - MF3242 “How to Guide to Pressure Canning” (<http://www.bookstore.ksre.ksu.edu/pubs/MF3242.pdf>)
5. Alcohol is not allowed as an ingredient in food preservation entries. Entries with alcohol in the recipe will be disqualified and not be judged.
  6. There are no safe recommendations to can white peaches or elderberries
  7. Each exhibit must have the complete recipe and instructions attached with the entry card, or it will be disqualified. Recipe must include exhibitor name, recipe source, date of publication and elevation, and where food was processed. If using Mrs. Wage’s or Ball ® mixes, indicate the date the mix was purchased.
  8. Exhibits must be heat processed in clean, clear standard canning jars, new with matching brand (ex: use Ball ® lids on Ball ® jars) two-piece lids. This includes fermented foods. Do not use colored jars. Do not add fancy padded lids, fabric over wraps or cozies as they interfere with the judging process. Do not reuse jars from commercial food products (ex: spaghetti sauce jars). No fancy packs unless recipe states to do so (ex: Pickled asparagus). Jars must be sealed when entered. For food safety reasons, the size of jars used must not be larger than the jar size stated in the recipe. Note: There are 12-ounce, 24-ounce and 28-ounce canning jars available and may be used. Use pint jar process recommendations for 12-ounce jars. Use quart jar process recommendations for 24 ounce and 28-ounce jars.
  9. Each jar exhibited must be labeled. The label must not cover brand name of jar. The label must give: Class Number, Product, Elevation where processed, Canning Method (water bath, weighted gauge or dial gauge pressure method), Process Time, Pressure (psi), date processed including month and year, Name, and County/District. Templates to make adhesive labels can be found at: [https://www.kansas4-h.org/events-activities/fairs/kansas-state-fair/docs/foods-and-nutrition/Foods\\_Label.pdf](https://www.kansas4-h.org/events-activities/fairs/kansas-state-fair/docs/foods-and-nutrition/Foods_Label.pdf)
  10. Classes 4350-4355 will require one jar for each class.

11. If dried food product is not in a canning jar, it will be lowered one ribbon rating. Suggested amount: 1/3 – ½ cup, or three or four pieces per exhibit. Dried products must include the recipe, preparation steps and heating instructions.
12. All meat jerky must be heated to an internal temperature of 160 degrees F before or after drying. This is not the drying temperature! Jerky not heated to an internal temperature of 160 degrees F will be disqualified and not be judged. Heating information can be found in “Dry Meat Safely at Home.” Each exhibitor is limited to 4 entries and only 1 entry per Class.

**Class 4350** - Sweet Spreads (fruit and/or vegetables), Syrups; One jar

**Class 4351** - Fruits, juices, fruit mixtures (salsa, pie filling, etc) ; One jar

**Class 4352** - Low acid vegetables ( green beans, corn, etc. or vegetable mixtures); One jar

**Class 4353** - Pickles (fruit or vegetable), fermented foods, Relishes and chutney; One jar

**Class 4354** - Tomato/ tomato products, tomato juice and tomato salsa (salsa in pints only); One jar

**Class 4355** - Canned Meats; One jar

**Class 4356** - Any Dried Foods; One small jar (Does NOT include Freeze Dried)

## FORESTRY

Superintendents: Cowley County Extension Master Gardeners

1. Forestry projects will check in with Field Crops and Horticulture/ Floriculture Department on Thursday of the fair.
2. Each member may enter up to two exhibits in 4-H Forestry but only one entry per class. Participants can exhibit in a collection phase and one other class, 5100-5109, or they may exhibit in any two non-collection classes, 5104-5109.
3. All leaf exhibits are to be mounted on 8½” x 11” heavy stock paper and placed in loose leaf binders. (Magnetic or adhesive filler sheets for photographic prints or sheet protectors are recommended.) Twigs and fruit collections may be exhibited in whatever manner you choose. Maximum tri fold size is 3’ x 4’. Resources for exhibiting are located on the Kansas 4-H forestry project page: [Kansas 4-H forestry project webpage](#)
4. Name, club, age, and year in project should be on front cover or in a prominent location.
5. Leaves should be identified with an appropriate label located near the leaf on the same page. These labels should include (1) The proper common name as listed in the 4H334, “[List of Native Kansas Forest Trees](#)”; (2) **Scientific Name (Optional in 2025 and required in 2026)** (3) **Location (city and/or county) where**

**collected; and (4) date (day, month, year) or (month, day, year) collected.**

6. Divide specimens into the following two sections: Native Kansas Trees, and Non-Native Tree  
(<https://www.bookstore.ksre.ksu.edu/pubs/4H334.pdf>).
7. New specimens are those specimens collected during the current 4-H year and cannot be a duplicate tree species of previously displayed specimens.
8. Group specimens according to the years collected (ex. "old-previous years" and "new")
9. Variations of varieties do not count as different species or specimens.
10. When replacing previously displayed samples, due to degradation, improper mounting or incorrect identification, the specimen label must also be updated. Replacements do not count as new specimens. Replacements should be displayed in the "old previous" section of the display.
11. If you retrieve information for your forestry exhibit, you must include a reference citation to the source.
12. In all leaf collections, exhibit one complete leaf where possible. If leaf is too large, exhibit as much as possible. Sketch in reduced scale the entire leaf and illustrate where the exhibited portion is from. Note: A "leaflet" is incorrect when displayed as the complete leaf for the tree.
13. All work must show originality. Leaf collections and displays should not closely resemble work done by others in the same club.
14. Exhibitors must participate in Conference Judging during the scheduled time. If exhibitors do not participate, they will be docked one ribbon placing, and the corresponding premium.

#### Knowing Trees as Individuals (Leaf Collections)

**Class 5100** - Forestry Collection: (Choose either A or B) Only those exhibiting at the state fair for the first year may enter this class.

- A. Exhibit a minimum of 10 different leaves from native Kansas trees collected within the year. Exhibit can include non-native leaves in addition to the required number of leaf specimens collected from native Kansas trees.
- B. Exhibit a minimum of 5 native Kansas trees showing leaf, twig and fruit from each species collected.

**Class 5101** - Forestry Collection: (Choose either A or B) This class is open to those exhibiting either for the first or second time at the state fair.

- A. Exhibit a minimum of 20 different leaves (including 10 new specimens) from native Kansas trees. Exhibit can include non-native

leaves in addition to the required number of leaf specimens collected from native Kansas trees.

B. Exhibit a minimum of 10 native Kansas trees showing leaf, twig and fruit from each species collected. This exhibit must include 5 new leaf, twig and fruit specimens.

**Class 5102** - Forestry Collection: (Choose either A or B) This class is open to those exhibiting either for the third or fourth time at the state fair.

A. Exhibit a minimum of 30 different leaves (including 10 new specimens) from native Kansas trees. Exhibit can include non-native leaves in addition to the required number of leaf specimens collected from native Kansas trees.

B. Exhibit a minimum of 15 native Kansas trees showing leaf, twig, and fruit from each species collected. This exhibit must include 5 new leaf, twig and fruit specimens.

**Class 5103** - Forestry Collection: (Choose either A or B) This class is open to those exhibiting the fifth time or more at the state fair.

A. Exhibit a minimum of 40 different leaves (including 20 new specimens) from native Kansas trees. Exhibit can include non-native leaves in addition to the required number of leaf specimens collected from native Kansas trees.

B. Exhibit a minimum of 20 native Kansas trees showing leaf, twig, and fruit from each species collected. This exhibit must include 10 new leaf, twig and fruit specimens.

#### How A Tree Grows

**Class 5104** - Notebook: Entry may include a project notebook with 10 or more seeds collected with pictures showing a germination study or a mounting of a thin section of wood cut from the end of a log or top of stump labeled with information such as kind of wood and age of tree when cut or exhibits an illustration of how a tree grows.

#### Tree Appreciation

**Class 5105** - Notebook: Entry may include a research or reporting project notebook with no more than 10 pages based on the exhibitor's selected tree. Exhibit must be a different species of tree each year. This notebook may include sketches, drawings, pictures, a story, or any other things which will help tell about the tree you have selected.

#### Growing and Protecting Trees

**Class 5106** - Display/Notebook: Entry requires a display, or project notebook, telling about project and pictures before,

during, & after planting seedlings, a container tree, or a balled and burlapped tree. Maximum tri-fold size is 3' x 4'.

#### Tree Culture

**Class 5107** - Display/Notebook: Entry requires a display, or project notebook, showing your project work and includes pictures of before, during and after wood lot improvement. Maximum tri-fold size is 3' x 4'.

#### How Forests Serve Us

**Class 5108** - Entry may include collected wood samples (all or partial) and essay. Wood sample display to be mounted on poster board or any stiff material no larger than a 3' x 4' tri-fold. Essay should be displayed in a covered binder.

#### Educational/Creative Exhibit

**Class 5109** - Entry must be directly related to tree identification or Forestry. Type of exhibit is open (notebook, poster, collection box, etc.) given a maximum tri-fold size of 3' x 4'. Care should be taken to use durable materials that will withstand State Fair conditions. This is a good class to exhibit an unusual collection.

## GEOLOGY

Superintendents: Paula Crow and Rendi Hoffman

Jr. Superintendent:

1. Each exhibitor will be limited to one entry per Class.
2. The exhibit box's outside dimensions should be 18" x 24" x 3½". Plexiglas covers are required. Boxes with glass covers WILL NOT be accepted. All specimens are to be arranged across the narrow (18") dimension of the exhibit box, making the exhibit 18" across the top and 24" deep exactly. If a box has a sliding Plexiglas cover, it must be removable from the top. Screws, locks, or other devices that would prevent judges from removing the cover should not be used. For Lapidary classes 5300-5304 only, the dimensions of the box should be appropriate for the display, but outside dimensions should not exceed 18"x24"x31/2".
3. Each exhibitor is required to identify each display box by placing an identification label bearing their whole name or first initial with last name (or ID), county, and number of specimens in the upper left hand corner of the Plexiglas cover, and by attaching a label with the same information on the lower right corner of the box (outside).
4. Exhibitor may enter in both geology and lapidary classes. Exhibitor may show in only one of the first four geology classes

- (5200, 5201, 5202 or 5203). Exhibitor may also show in geology class 5204, Geology Educational Exhibit, 5205 Mineralogy, 5206 Paleontology, 5207 Petrology and in one lapidary class.
5. Geology specimens should be labeled with the number of the specimen, date collected, specimen name or description, and locality (county only) where collected.
  6. All specimens must be collected in the state of Kansas (only exception-see #8) New specimens must be collected during the current 4-H year, which will be allowed starting on the day after the conclusion of the State Fair.
  7. For the geology classes 5200, 5201, 5202 and 5203, specimens should be mounted in the box by proper groups: rocks, minerals, fossils. Fossils must be identified to the Phylum, Class and Genus level (if possible or part if Genus cannot be determined). The Genus specimen name is to begin with a capital letter and the whole specimen's name must either be italicized or underlined, not both. Species name is not required however, if species name is used it must be all lowercase and either italicized or underlined, not both. The words "Phylum, Class, Genus" on labels are to be spelled out, not abbreviated. More than one specimen of the same kind of rock or mineral or species of a fossil may be exhibited if this duplication represents different geological formations. Specimen label must show this distinction (Fort Hays limestone, not just limestone; calcite from the Greenhorn Formation, not just calcite; Phylum: Brachiopoda Class: Articulata Genus: Composita from the Morrill Limestone Member, not just Phylum: Brachiopoda Class: Articulata Genus: Composita).
  8. For geology classes 5200, 5201, 5202, 5203, 5305, 5206 and 5207, all specimens must be collected by the participant (not purchased) from locations in Kansas, with the exception of Tri-State Mining Area specimens collected from these three adjacent counties: Ottawa County, OK; Newton and Jasper Counties, MO. Other out of state specimens will not count in the minimum number for the class, nor will they be considered in the judging.
  9. Eligibility – Class levels are broken down by years exhibiting at the Kansas State Fair. Please read each class description to determine which best suits the exhibitor. NOTE – Exhibitors wanting to move up classes sooner are allowed. These class suggestions encourage appropriate advancement in the project.
  10. As outlined in the General Rules of the County and the Kansas State Fair 4-H Exhibitor Handbook, "Exhibits at the Kansas State Fair are entered and displayed at the risk of the exhibitor." For projects displayed in box-style exhibits—such as Entomology or Geology—that must be opened for judging, exhibitors may choose to include a closure mechanism on the box. While closures are not required, their use will not result in a ribbon

deduction. Acceptable options include Velcro strips or hook-style fasteners. Closures should not interfere with the box's ability to be displayed on a shelf and must not be lockable.

**Class \*5199 – Intro to Geology:** This is a non-qualifying Cowley County Fair ONLY class. Exhibitors may display a maximum of 10 rocks in any display they are able to use(ex. shoe boxes, pencil boxes, cake pan with a clear lid) If you are utilizing an official box please look in to the next step of classes. Youth may exhibit in this class for up to two years.

**Class 5200 – Geology:** Display at least 15 rocks, minerals, and fossils collected during the current 4H year. Exhibitor is limited to one exhibit box.

**Class 5201 – Geology:** Display at least 30 different rocks, minerals, or fossils, at least 5 of each. **Fifteen must be collected during the current 4H year.** Exhibitor is limited to one exhibit box. This class is open to those exhibiting either second or third time at State Fair.

**Class 5202 – Geology:** Display at least 45 rocks, minerals, or fossils, at least 5 of each. **Fifteen must be collected during the current 4-H year.** Exhibit limited to two boxes. This class is open to those exhibiting either fourth or fifth time at the State Fair. Identify the rocks as igneous, metamorphic or sedimentary. These rock types must be spelled out on labels or have a legible key.

**Class 5203 – Geology:** Display at least 60 rocks, minerals, or fossils, at least 5 of each. **Fifteen must be collected during the current 4-H year.** Exhibit limited to two boxes. This class is open to those exhibiting the sixth time or more at the State Fair. Identify the rocks as igneous, metamorphic or sedimentary. These rock types must be spelled out on labels or have a legible key.

**Class 5204 - Geology Educational Exhibit:** Exhibit relating to everyday living; or to a mineral test, a rock formation, geological history, species of a fossil, forms of one mineral, a variation of one kind of rock, archaeological artifacts, or Indian artifacts. Digital formats are accepted. Exhibit limited to 4 feet of table space. Care should be taken to use durable materials that will withstand Fair conditions. Exhibitor may show in the class regardless of number of times he or she has

exhibited at State Fair or whether exhibitor has entries in classes 5200, 5201, 5202 or 5203. Exhibitor may also exhibit in lapidary class.

**Class 5205 – Mineralogy:** Display a minimum of 15 mineral specimens collected in Kansas, at least 5 of which have been collected during the current 4-H year. The minerals are to be grouped by mineral class (ie: Carbonates, Oxides, Silicates) and at least 3 classes must be represented. The member must use one standard display box (see #1). The specimens must be labeled with the number of the specimen, date collected, name of specimen, county where collected and chemical composition (ie: CaCO<sub>3</sub> for calcite) if known.

**Class 5206 - Paleontology:** Display a minimum of 15 fossil specimens collected by the participant in Kansas, at least 5 of which have been collected during the current 4-H year. The fossils are to be grouped by Phylum and Class, and at least 3 phyla must be represented (Brachiopoda, Chordata, Mollusca, etc.) The member must use one standard display box (see #1). The specimens must be labeled with the number of the specimen; date collected; county where collected; formation, member, or source; phylum, class, and genus or part; and geologic age (Cretaceous, Permian, Pennsylvanian, etc.) See #7 for additional fossil labeling expectations.

**Class 5207 - Petrology:** Display a minimum of 15 rock specimens collected in Kansas, at least 5 of which have been collected during the current 4-H year. Rocks are to be grouped by the 3 rock classes (Sedimentary, Igneous, and Metamorphic). You must display at least one specimen from each of the three classes. The specimens must fit in one standard display box (see #2). Specimen labels must include a specimen number, the date collected, name of specimen, and the county where collected. All rocks must be identified by the formation and member name (Examples: Fort Hays Limestone, Member of the Niobrara Chalk Formation) or source (Examples: Rocky Mountain Outwash, glacial till).

#### LAPIDARY CLASSES

The lapidary will be judged on the following criteria:

- |                                  |           |
|----------------------------------|-----------|
| i. Workmanship and Content       | 60 points |
| ii. Presentation and Showmanship | 30 points |
| iii. Accuracy of Information     | 10 points |

The dimensions of the box should be appropriate for the display but should not exceed 18" X 24" X 3 ½ ". The work (polishing/tumbling) must be done by the exhibitor as this is part of the learning process.

All lapidary specimens should be labeled with the following information:

- Specimen name
- Place of origin (country, state, or county; county required for Kansas specimens)
- Purchased or self-collected
- Date lapidary treatment began
- Date lapidary treatment completed (Treatment completed after the State Fair is considered a new year specimen).

**Class 5300 - Lapidary:** Display at least 5 varieties of polished (tumbled) specimens and 5 varieties of unpolished specimens that have not yet received lapidary treatment. These do not have to be an example of "before and after", nor do they have to be self-collected. Locales must be identified.

**Class 5301 - Lapidary:** Display before-and-after examples of at least 3 varieties of specimens, at least 2 tumble-polished and 2 unpolished of each. There is no requirement that the 4-H member collect any of these. Locales must be identified. Lapidary work should be done during the current 4-H year.

**Class 5302 - Lapidary:** Display before-and-after examples of at least 6 varieties of specimens, at least 2 tumble-polished and 2 unpolished of each. At least two varieties should be collected from the native site by the 4-H member, at least one of which comes from Kansas. Locales must be identified. Lapidary work on at least three varieties should be done during the current 4-H year.

**Class 5303 - Lapidary:** Display before-and-after examples of at least 9 varieties of specimens, at least 2 tumble-polished and 2 unpolished of each. At least three varieties should be collected from the native site by the 4-H member, at least two of which comes from Kansas. Locales must be identified. Lapidary work on at least three varieties should be done during the current 4-H year.

**Class 5304 - Lapidary:** Exhibit at least 6 specimens that have not previously been exhibited, which have received lapidary treatment. Lapidary treatment may consist of polishing,

and end, face, or flat lapping. Specimens must represent at least 3 different varieties and include at least three cabochons of any size or shape, only one of which may be free-formed. A cabochon is a style of cutting in which the top of the stone forms a domed or curved convex surface. Three of the specimens must be mounted into jewelry findings.

Special lapidary exhibits should be entered in class 5304. Please note that each member is limited to one entry in this class.

## HORTICULTURE & LANDSCAPE DESIGN

Superintendents: Cowley County Extension Master Gardeners

1. Exhibitors may exhibit a maximum of 2 entries per class
2. During County Fair online pre-entry, if you're entering classes 2501-2507. Only submit one entry of "class 250X". This will allow the exhibitor to bring up to 14 entries.
3. Write the variety of each vegetable on the entry card.
4. All horticultural exhibits must be grown by the exhibitor.
5. An exhibitor earning a purple ribbon at their county/district fair on an out-of-season vegetable/fruit/herb (ex. Early peas) may substitute another vegetable/fruit/herb (ex. Pumpkin) in its place at the State Fair.
6. Exhibits are to be checked in as they are judged at 11:00 a.m. Friday.
7. **Class \*0232- Garden Surprise** does not require pre-entry. This is an appropriate class to exhibit an unexpected horticulture exhibit (i.e., carrots, onions, odd shaped, etc.)

**Class 2500 - Garden Display:** Each exhibitor in will be limited to four square feet of space. The Garden Display must be exhibited in a tray, basket or container that can be easily moved by the fair staff. Exhibits consist of five different fresh vegetables or fruits. Canned products and shelled vegetables are not acceptable. Only one variety of each type of vegetable or fruits may be exhibited. The numbers of the five types of vegetables or fruits to be exhibited are as follows.

- **Large Vegetables (One Each):** Cabbage, Cantaloupe, Eggplant, Large Pumpkin, Squash, Watermelon
- **Medium Vegetables (Five Each):** Beets, Carrots, Cucumbers, Decorative Gourds, Potatoes, Miniature Pumpkins, Okra, Onions, Peppers, Radishes, Sweet Potatoes, Tomatoes, Garlic or other similar sized vegetable

- **Small Vegetables (Twelve Each):** Green snap beans, wax beans, English peas, cherry and pear tomatoes, or other similar sized vegetables
- **Small fruits (One half pint box):** Strawberries, blackberries, raspberries, or other similar sized fruits.
- **Tree fruits (5 each):** Apples, pears, peaches, or similar sized fruits.
- **Grapes (2 bunches)**

**Class 2501** - Small vegetable specimen plate (12) Ex: green snap beans, yellow wax beans, radishes other small vegetables.

**Class 2502** - Medium vegetable specimen plate (5) Ex: cucumbers, cherry tomatoes, tomatoes, beets, white onions, yellow onions, red onions, bell peppers, other peppers, okra, parsnips, radishes turnips, sweet potatoes, red potatoes, white or Russet potatoes, carrots, miniature pumpkin, decorative gourds, garlic or other medium vegetables.

**Class 2503** - Large vegetable specimen plate (1) Ex: watermelon, summer squash, winter squash, large type pumpkin, eggplant, cabbage, cantaloupe, other large vegetable.

**Class 2504** - Fresh Culinary herbs (6) Ex: parsley, basil, dill, etc. Six (or a comparable quantity) of one variety of fresh herbs must be exhibited in a disposable container of water. Dried herbs are not accepted.

**Class 2505** - Small fruits (one half pint box) Ex. Strawberries, blackberries, raspberries, or other similar sized fruits. (if other, please include name of fruit on entry).

**Class 2506** - Tree fruits (plate of 5) Ex. apples, pears, peaches, or similar sized fruits.

**Class 2507** - Grapes (plate of 2 bunches).

#### Floral Exhibits

1. All floral materials must be grown and/or collected by the exhibitors. Do not use purchased plant materials. Entries should not take over one square foot of table space
2. Information about exhibiting flowers can be found online in the publication "Preparing Cut Flowers for Exhibit", available at <http://www.ksre.ksu.edu/bookstore/pubs/4H826.pdf>
3. Exhibitor must use a non-breakable container for all exhibits in Classes 5600-5603.
4. Exhibitors may exhibit a maximum of 2 entries per class
5. During County Fair online pre-entry, if you're entering classes 5600-5603. Only submit one entry of "class 560X". This will allow the exhibitor to bring up to 8 entries.

**Class 5600** - Annual Garden Flower, cut specimen, single stem

**Class 5601** - Perennial Garden Flower, cut specimen, single stem.

- Class 5602** - Fresh Flower Arrangement. Flower materials must be grown and/or collected by exhibitor, not purchased.
- Class 5603** - Dried Flower Arrangement, no fabric or plastic material allowed. Materials must be grown/collected by the exhibitor.
- Class 5604** - Horticulture Notebook. Entry shall consist of a notebook or three ring binder of written narrative describing a horticulture project such as a landscape design, landscape installation, lawn renovation, water garden, flower garden, vegetable garden, lawn mowing service, landscape maintenance business, farmer's market business, or other horticultural project. 4-H members are encouraged to include photographs, illustrations and/or landscape drawings that help explain work done by the member. Photos taken from the same location before, during and after the completion of the project are particularly helpful. Exhibitor may enter one horticulture notebook. Horticulture notebook scoring is based on the following criteria: Organization and General Appearance (neat, includes title page and table of contents, original, creative, etc.) 20%, Narrative (including goals, successes, failures, etc.) 40%, General Content (subject matter, photos, maps, knowledge gained, etc.) 40%.
- \*Class 0232-** Garden Surprise
- \*Class 0233** - Open Terrariums
- \*Class 0234** - Closed Terrariums
- \*Class 0236** - Potted Plant
- \*Ineligible for State Fair competition.

## **INTERIOR DESIGN & ARCHITECTURE**

Superintendent:

**\*\*\*This project is currently in its pilot year (2025/2026) and all exhibit categories are new. 4-H members exhibiting in this project have been involved in statewide project meetings and discussions throughout the 2025/2026 4-H year.\*\*\***

### **Project Overview:**

Architecture and Design is an important aspect of creating work and living environments that feel good and serve a purpose to those who utilize them. Designing the feel, look or mood of a room with lighting, furniture, wall placement and design elements are all examples of ways to incorporate the design process into your environment. Learning and experimenting with the elements of design – color, line, value, space, shape form and texture, is important. Of equal importance is knowing how to work with the principles of design – proportion, scale, balance,

rhythm, unity and variety. Being a designer (architect, industrial/product designer, interior architect or interior designer) starts with having an end goal in mind and using each step of the planning process to support the end goal. Good designers understand how design makes a space look good and the components needed to put it together. The overarching goal is to create a space that is structurally sound, safe, inclusive, functional, and inviting to all.

#### Rules

1. An entry card must be attached to the exhibit with material appropriate to the exhibit: safety pins, tape, string, etc.
2. Projects with missing or insufficient summary will be lowered one ribbon placing.

### **Interior Design Focus**

Interior Designers have a capacity to influence the way we feel when we inhabit a space. In some instances, this impact can be felt emotionally and physically, in other words, it can affect our mood. Tools such as color, light, texture and pattern can all be used to convey or stimulate such a response to a space.

**Class 4400 – Room Design Board:** Select one room within your home or imaginary/future home (bedroom, bathroom, kitchen, etc.) to design.

Create a basic floor plan showing wall footprint including any furniture, fixture and/or cabinet layout. Include any other illustrations, drawings or photographs to help support your design. Also include material/finish samples (wall treatments, floor covering, paint samples, etc.)

Label any drawings or finishes so the audience understands their intention. All finishes should be attached to the design board. To explain your design intent, write a brief description to be included on the design board. (no more than one page 8 1/2 x 11).

Boards must be on foam core or a standard tri-fold display.

**Class 4401 – Two Collages on Design Board:** In this project, develop two imaginary interior rooms. Each room should start out with identical dimensions and features (doors, windows, etc.) The function of the room can be up to you (bedroom, coffee shop, art studio, etc.) but should be the same for both rooms. For each space, create a feeling or mood for the occupants of the space. The mood created for one space should be the opposite or contrast to the second space. Choose a pair of contrasting words from the list provided (where do we put the list) to get started.

Each collage must be on its own page. Page size preference and maximum is 11 x 17; can use smaller dimensions if needed. Collages should convey a space that includes a background, midground and foreground. Once these are established, add as many layers as needed. Use print materials from magazines, colored paper, the internet, or other design materials to find furniture, lighting fixtures, textures and other elements to complete each collage. For each collage, write a brief description of your design intent. (one to three paragraphs total). Adhere both collages and design intent on a foamcore presentation board. Label each collage with the descriptive words you selected from the list. Additionally, you may include research, inspiration imagery or any additional drawings that helped you design your space.

**Class 4402 – Two Diorama Models:** Similar to class 4401, 4-H Members will construct two dioramas, one for each space demonstrating contrasting moods. Each diorama will be designed within similar sized boxes. Boxes should be large enough to be easily viewed but no larger than 12" x 18". Both rooms being depicted need to be the same size. Dioramas should convey a space which includes a background, midground and foreground. Once you have these established, you can add as many layers as needed. Use print materials from magazines, colored paper, the internet or other design materials to find furniture, lighting fixtures, textures and other elements to complete each room or diorama. Elements will need to be cut out and adhered to each background, midground and foreground to reflect the design of the room. Focus on selecting materials and colors to create the mood or essence of the space. Use openings in your container to experiment with the effect of light in your space. Dioramas should not contain actual figures, miniature furniture/cabinets or moveable parts. All elements should be paper adhered to materials easily found at home. For example: magazine photos, cardstock, plastic, cardboard, chipboard or other material to depict design finishes/elements within the diorama.

## **Architecture Focus**

Architects plan, design and oversee the construction of buildings and other structures beginning with concept development to the final construction phase of projects. It's also important that they ensure the final product is safe and functional. Architects balance artistic creativity with sound building techniques while also considering how the built environment impacts people's emotions and lifestyle.

**Class 4403 – Marble Maze or Enclosure:** Create a space in which a marble will move through a sequence of rooms, enclosures or spaces. Use different types of elements and materials to enclose your spaces or guide the marble. Consider the size of the marble and how you want the space to feel – big and open or small and enclosed. Pay close attention to the sizes of architectural elements relative to the size of the marble.

To construct the marble maze or enclosure, use household materials found around the home to create the structure. (cardboard, chipboard, construction paper, paper towel or toilet paper tubes, etc.).

The base of the structure should be no larger than 18" x 24" (poster board size) and 12" in height.

In addition to your enclosure/maze, you may also present a small design board with illustrations/drawings to help the audience understand the path of travel for the marble, or the rules for which you designed.

Write or type a brief description of your design intent (1-3 paragraphs total) to be included on the design board.

**Class 4405 – Marble Maze Presentation Board Only:** Presentation board should be foamcore with below items attached: Include drawings of your marble enclosure/maze design; (examples include floor plan, section, elevations, etc.) In addition to your base drawings, include any illustrations/drawings to help your audience understand the path of travel for the marble. You may also include quality photographs that show the sequence of the marble moving through the built design. Images may be annotated, meaning you can use notes to explain your thoughts/design intent, on the board. This sequence of photos should visually tell the story of your design. Write or type a brief description of your design intent (1-3 paragraphs in total) to be included on the presentation board.

## **NOTEBOOKS, PROJECT DISPLAYS, POSTERS**

Superintendents: Darla Mill and Madelynn Mill

1. Exhibits should show current year's work.
2. Member must be enrolled in the project in which they are exhibiting.
3. Notebooks will be judged on quality, content and neatness.
4. Notebooks must show goals set for project and how they were achieved.
5. Emphasis of project display will be on telling the story of what was done in the 4-H project (by using pictures, models, actual objects, etc.) Display may show a process, finished product, before-after, something learned, etc.
6. The educational display must be the standard tri-fold board ONLY, must not exceed standard tri-fold: 3' wide x 4' tall. Posters in project display should not exceed width of display.
7. Project displays must be placed on a card table furnished by exhibitor.
8. Limit one (1) project display per 4-H member.
9. Exhibitors must reserve space for project displays via the Extension Office. Limited space is available.
10. Promotional posters must be flat and no larger than 22"x 28".  
**THE EXHIBIT SIZE RULE WILL BE STRICTLY ENFORCED!**  
Exhibits exceeding the size guidelines will be docked one ribbon placing and the corresponding premium.
11. Exhibits in Notebooks, Project Displays, and Posters are limited to project areas that have no other 4-H Fairbook category. Exceptions may be made at the discretion of the Extension Staff where a project is unable to be entered due to unforeseen circumstances.
12. Classes marked with asterisk (\*) are ineligible for State Fair competition.
13. Follow copyright laws as explained in the General Rules as you are preparing your exhibit. Take care to select durable materials to withstand fair conditions.
14. No "live" ammunition containing propellant or explosive powders may be used in any display! Artistic substitutes must be used in lieu of powder and "live" ammunition. Please remember that neither the Cowley County Fair Association, nor the Cowley County Extension Office are liable for the loss or damage of any personal property included as part of your display.
15. Name, county, age and year in project should be in a prominent location on the exhibit.
16. Shooting Sports exhibits will not be accepted if they are related to reloads.
17. Displays and posters will be judged on the following points:
  - Stopping Power.....15
    - A. Is the main idea specific?

- B. Is the idea presented clearly, simply, forcefully?
- Interest, Holding Power.....15
- C. Does the exhibit give the observer additional facts in a clear, concise informative way?
- 4-H Project application.....15
- D. Is the subject matter an effective showcase?
- Mechanical Power.....5
- E. Correct letter size, pleasing color combination, appropriate symbols, and models?
- Personal Growth.....25
- F. How much knowledge was gained by exhibitor?
- Educational Value.....25
- G. Knowledge shared?
- Total.....100

\*Class 0440 - Self-Determined

\*Class 0441 - Pets

\*Class 0442 - Cats

\*Class 0443 - Leadership

\*Class 0444 - Citizenship

\*Class 0446 - Family Studies

\*Class 0448 - Healthy Lifestyles

\*Class 0449 - Performing Arts

\*Class 0450 - Communications

\*Class 0451 - Reading

\*Class 0453 - Officer Notebook

\*Class 0454 - Other (with special permission)

## PHOTOGRAPHY

Superintendents:

Jr. Superintendent:

1. Exhibitors may enter a maximum of 4 photographs. During County Fair pre-entry, enter class 480X which will allow the member to bring up to 4 photographs.
2. Black and white prints and color photographic prints and/or videos may be exhibited. Prints must be exhibited in the same format in which they were exhibited at the local fair. (Example: If a print was exhibited as a color print at the local fair it must be exhibited as a color print at the state fair. The same applies for black and white photos.)
3. Photographs entered must be the result of the current year's project work by the 4-H member. Photo images must be taken by the 4-H Member (exhibitor).
4. Photographs taken with a digital camera are allowed no more adjustments than exposure, color intensity or correction, one click

- filter effects, red eye removal, cropping, dodging and burning, and HDR (High dynamic range). Please note: AI (artificial intelligence) modified images are not allowed.
5. The black and white classes are for black and white photos only. Monochromatic prints, including sepia prints are considered color photos and must be entered in the appropriate color photo class.
  6. All photos must be no larger than 8" x 10" and no smaller than 7"x 9", after trimming.
  7. Appropriate photo subject matter: Photographic subject matter is expected to follow 4-H standards. For a sense of prohibited subject matter, review the Kansas 4-H member Code of Conduct; in general, if it is not allowable at a 4-H event, it is not allowable in a 4-H photograph at the State Fair.
  8. Photos with live subject(s) on railroad right of way or taken from railroad right of way property will not be displayed in Kansas 4-H Photography and will be DISQUALIFIED and Not Judged.
  9. Copyright protections must be observed.
  10. Decisions as to display and/or penalties will be made by the Photography Department Superintendent
  11. Photo Mounts: A full coverage permanent mount (spray adhesive recommended or heat mount) must be made. (No household glues, double stick tape, etc.) to withstand fair.
  12. Please see photo mount information at [cowley.k-state.edu](http://cowley.k-state.edu)
  13. Photos are to be mounted across the narrow (11") dimension of an 11" x 12.5" sheet of white or cream studio matte board. Photos mounted on poster board will not be displayed. Mount boards may be purchased in the Cowley County Extension Office.
  14. Photos must be mounted with the top edge of the print 1" below the top of the mount (board is always oriented narrow side up). The sides of the print must be equal distance from the two sides of the mount.
  15. Improperly mounted photos, oversize or undersize photos or photos with the white borders not removed or lettering (including dates) on the photo, will be awarded a ribbon one placing lower than the placing determined by the official judges.
  16. The Cowley County Fair photo strips can be picked up at the office when your photo boards are purchase. Those going on to state the Kansas State Fair 4-H Photography I.D. Strip is available from your local K-State Extension Office or available for download at [www.kansas40H.org](http://www.kansas40H.org) on the photography project webpage. The strip must be used and mounted correctly on the bottom front of the matte board.
  17. No lettering, including dates, is permitted on the front of the mount or on the photo. Only the Fair photography ID strip is to have lettering on it. No underlay or borders are to be used.

**18. No lettering, names, addresses, description or personal information pertaining to the photo or exhibitor should be written on the back of the photo matte board. The back of the photo matte board should remain blank**

19. Clear Plastic Bag: To protect exhibits from dust and moisture, place mounted photo in an **unsealed** protective plastic bag. (Plastic sleeves available at the Cowley County Extension Office)
20. My Favorite 4-H Photography Display (See Class #4806) This class is only for those photography project members with 10 or more years of experience. This class is a non-judged, mounted display consisting of four favorite photos from the member's photography career in 4-H. All four photos will be mounted with a fifth mount reserved for a one page, printed or handwritten narrative/description that details each photo and why the exhibitor regards these photos as their most significant work. Photos and narrative/description will be displayed on one row of the photography racks. This class provides an alternate way to showcase the development and accomplishments of the 4-H member's photography career. Members who display in My Favorite 4-H Photography Display can still enter two other classes.

**Class 4800** - Color photos taken by a 4-H member with 3 years or less in the project.

**Class 4801** - Color photos taken by a 4-H member with 4 – 7 years in the project.

**Class 4802** - Color photos taken by a 4-H member with 8 or more years in the project

**Class 4803** - Black and white photos – taken by a 4-H member with 3 years or less in the project.

**Class 4804** - Black and white photos – taken by a 4-H member with 4-7 years in the project.

**Class 4805** - Black and white photos – taken by a 4-H member with 8 or more years in the project.

**Class 4806** - My Favorite 4-H Photography Display.

1. This is a “display only” class.
2. Eligible members must have enrolled in photography for ten (10) or more years.
3. Requirements are:
  - a. Choose a total of four (4) of your favorite photos from any of the years enrolled in photography. If used previously in competitive exhibits, remove all data slips and stickers. If the photo is an unmounted print, mount it using standard 4-H requirements and mat board.
  - b. Develop a short biography piece.
    - i. Tell how/when an interest in photography began.
    - ii. Explain why each of the four photos is a favorite.

- iii. Share the skills learned because of photography. Think beyond the camera skills and include leadership, community service, etc.
- iv. Tell of any mentors/leaders worked with.
- v. Share workshops or camps pertaining to photography you attended.
- vi. Explain (if relevant) any plans to use photography skills beyond 4-H/High School.
- vii. Include a small (2 X 3) photo of yourself at the start of the biography.
- viii. Print the biography document and mount it on a standard mat board.
- ix. Place name and Extension unit on the back of each of the 5 matte boards in the upper right-hand corner.
- x. This exhibit does not have to qualify at the county/district level to exhibit at the Kansas State Fair.
- xi. Exhibitor does not need to use an ID Strip for these photos.
- xii. A member who qualifies to exhibit in this class is still allowed to enter two prints and a portfolio for judging if qualifications for those classes are met.

### PORTFOLIO CLASSES

Please Note: Art Portfolio books for portfolio classes may be found at art supply stores, big box craft stores or online. They generally contain a black cover with clear pages to hold photos. Portfolio book pages should be 8 ½ x 11" in order to hold an 8 x 10 photo.

#### **Class 4807- Growth Portfolio**

1. Member is eligible for this class beginning with the third year of enrollment in the 4-H photography project.
2. Exhibit will consist of one photo for each year of enrollment. Each photo must have been created in a different year and must be labeled with the year taken/project enrollment year. A maximum of 5 photos may be included if the member has 5 or more years of enrollment. Photos are not required to be in a consecutive order. For example, a nine-year-old with three years enrollment in photography is eligible to enter a growth portfolio. The portfolio in this example should have one photo from the seven-year-olds year, one photo from the eight year-olds year, and one photo from the nine-year-olds year. The growth portfolio class may start at any time in the member's photography career. For an older member, the growth portfolio would represent any five years in the project, for example, years 1,3,5,7 and 9 for a member having project enrollment totaling 9 years.

3. Photos must be 8" x 10" and may be color or black and white and must be unmounted.
4. An information sheet must accompany each photo giving brand and model of camera used to create the photo. The settings for focal length, aperture, mode and shutter speed must also be listed. The skill set used to create the photo must be given and fully explained. The main goal for each year should also be given. The form for this information is available on the Kansas4h.org website, is a form fillable document and is required.
5. A short introduction of the photographer should be placed in the first page. This introduction should tell why the 4-H member enrolled in the Photography project and why they have continued to enroll. Exhibitor could also tell of a fun event photographed, a learning experience that taught them new skills or other related learning.
6. Beginning with photo two, member description of GROWTH in project skill must be included on information sheet.
7. Exhibit will consist of introductory page, skill sheet and photo from each year in chronological and arranged in a portfolio book. Skill sheet will go in left hand page and unmounted photos in right hand page.

**Class 4808- Career Portfolio**

1. Member must have been enrolled in Photography for 5 (five) or more years OR member must be age 15 -19 and been enrolled in photography for at least two (2) years.
2. Exhibit will consist of ten (10) 8 x 10 photos showing skill development in one of the following photography areas: Portraiture, Special Effects (not done with computer), Landscape, Photo Journalism, Black and White, Nature/Wildlife or Graphic Design (computer skills with photos). All photos must be the result of the current 4-H enrollment year.
3. Photos may be color except if Black and White option is chosen and must be unmounted.
4. An information sheet must accompany each photo giving brand and model of camera used to create the photo. The settings for focal length, aperture, mode and shutter speed must also be listed. This sheet may be downloaded from the Kansas4h.org; it is a form fillable document and is required
5. A one page summary should accompany the portfolio listing the goal for pursuing this area of photography and what skills were learned while doing so. Mentors should be acknowledged. Career exploration can also be described.
6. Exhibit will be presented in a notebook designed for portfolio review with pages for required information from #4 and #5.

## ROBOTICS

Superintendent: Laura Jelinek

Jr. Superintendent: Anthony Jelinek

1. 4-H members must be currently enrolled in the Kansas 4-H - Robotics project to exhibit in this division.
2. Each exhibitor is required to complete the "4-H Robotics Exhibit Information Form" which is available through your K-State Extension office or at <http://robotics.engtach4ks.com/>
3. This form must be attached to the outside of a 10" X 13" manilla envelope. All revisions of all forms previously released for the Engineering and Technology division either undated or dated prior to current year are void for use and new forms must be obtained and used that are dated by the State 4-H office for the current year. Use of old forms should result in the loss of one ribbon placing for exhibits.
4. Each exhibitor may enter one robot per class. Exhibit must have been constructed and/or completed during the current 4-H year.
5. Each exhibit must include a robot, information packets are not a sufficient exhibit.
6. Robots must have automated (electric, pneumatic, hydraulic, etc.) articulated structures (arms, wheels, grippers, pneumatic, hydraulic, etc.). Game consoles that display on a screen are not considered robots and should either be entered in computer sciences division or electronics and renewable energy division. Robots requiring no assembly, just programming, such as Ozobots, are considered computer sciences projects as the skill is focused on programming not on the construction of the robot.
7. Robot dimensions should not exceed 2 feet high, by 2 feet wide, by 2 feet deep. If displayed in a case (not required but strongly encouraged) the outside case dimensions should not be excessive. The display case should have the exhibitor's information attached to both the base and cover, as the top part (lid) of the case may be separated from the display.
8. Materials including but not limited to USB drives, obstacles, spare batteries, and mats for testing the robot may be placed in a separate container, which is not included in the robots dimensions. That container may not be larger than 576 cubic inches as measured along the outside of the container. (Examples: 4"X4"X36" or 4"X8"X18" or 6"X6"X16) The container, if used, and/or any large objects (such as mats or obstacles) should be labeled with the exhibitors name(s) or ID's and county or district.
9. All electric components of the robot must be adequately covered or concealed with a protective enclosure, specifically circuit boards. Paper is NOT considered an adequate enclosure or covering for electrical components.

10. Robots may be powered by battery, water, air, elastic energy devices (rubber bands, ballons, etc.) or solar source only. Junk drawer robots may be powered by a non- traditional power source. Robots powered by fossil fuels/flammable liquids will be disqualified. Robots that include weaponry of any kind will be disqualified. Weaponry is defined as any instrument, possession or creation, physical and/or electrical that could be used to inflict damage and/or harm to individuals, animal life, and/or property.
11. Remote controlled robots are allowed under certain conditions provided that the robot is not drivable. Robots programmed on phones/tablets need to have a specific program created using motion controls to move the robot are not acceptable, for example “press forward on the screen to make the robot go forward. A remote is allowed provided more than a single action happens when a single button is pressed on the remote. For example “a motor spins for 3 seconds, at which point an actuator is triggered, then the motor spins for 3 more seconds.” Remote controlled cars, boats, planes and/or action figures, etc. are not allowed.
  - a. Robotic arms and hand extensions (hydraulic, mechanical, or electrical) are allowed.
12. Each robot must be in working condition. The judges will operate each robot to evaluate its workmanship and its ability to complete its intended task. In the event the robot uses a phone, tablet, or similar device for programming AND control of the robot a video will be used to evaluate the working condition of the robot. The video should follow the instructions provided for operation so that the judge can follow along with the provided instructions for county fairs.
13. The exhibit must include written instructions for operation (the instructions should be written as if they were to tell a grandparent or elderly person how to operate the robot), construction plans, and one to three pages of project photographs are required for all robotic exhibits. For robots that can be programmed, robot programming information must be included. This information should be placed inside the 10” x 13” manila envelope mentioned above. Robot programming information can be, but not limited to, source code, block diagrams, screen captures of the coding window, and other images that show the programming logic used. The exhibitor may enter their robotics project in either robotics or electric and renewable energy project if the exhibitor so chooses, but not both.
14. No exhibitor will be allowed to set up their robot in person at state.
15. If the robot uses a device like a phone, iPad, or tablet for programming AND operation, DO NOT include the device (phone, tablet, etc.). The device’s safety cannot be ensured.

- Instead record a video demonstrating the instructions included for your robot, as described above. It should show, setting up the robot, starting the robot, the robot executing its task, and powering off the robot, just like how the instructions are written.
16. Creativity, workmanship, and functionality will be strong criteria in judging the "Robot designed by Exhibitor" classes. All robots should have a purpose or intended function, examples include, but are not limited to: following a line, sweeping the floor, solving a rubix cube, sorting colors, or climbing stairs.
  17. Exhibitor's name (or ID) and county or district must be tagged or labeled in a prominent location on the robot.

#### JUNIOR 7-8 YEARS OF AGE (NOT ELIGIBLE FOR STATE FAIR)

- \***Class 5505** - Robot made from a commercial (purchased) kit.
- \***Class 5506** - Robot designed and constructed by exhibitor. The robot must not be a mere modification of an existing robot kit or plan.
- \***Class 5507** - Programmable robot made from a commercial (purchased) kit.
- \***Class 5519** - Robot designed and constructed by exhibitor or from a commercial kit, that is operated by a remote controlled device
- \***Class 5543** - Junk Drawer Robotics

#### INTERMEDIATE 9-13 YEARS OF AGE

- Class 5509 - Robot made from a commercial (purchased) kit. (No programming, just assembly.)
- Class 5510** - Robot designed by exhibitor. The robot must not be a mere modification of an existing robot kit or plan.
- Class 5511** - Programmable robot made from a commercial (purchased) kit.
- Class 5546** - Robot designed and constructed by exhibitor or from a commercial kit, that is operated by a remote controlled device.
- Class 5544** - Junk Drawer Robotics

#### SENIOR 14-18 YEARS OF AGE

- Class 5513** - Robot made from a commercial (purchased) kit (No programming, just assembly)
- Class 5514** - Robot designed by exhibitor. The robot must not be a mere modification of an existing robot kit or plan.
- Class 5515** - Programmable robot made from a commercial (purchased) kit.
- Class 5547** - Robot designed and constructed by exhibitor or from a commercial kit, that is operated by a remote controlled device.
- Class 5545** - Junk Drawer Robotics

## TEAM ROBOTICS PROJECT

**Class 5517** - Robot designed and constructed by two or more 4-H project members. The robot must not be a mere modification of an existing robot kit or plan. The robot may be a programmable type that is made from a commercial (purchased) kit. This division is designed to encourage teamwork and cooperation among fellow 4-H members. As with many high tech projects today, no one person designs and builds a robot alone. It takes the brainstorming, planning, problem solving, and cooperation of an entire team to complete a given robotics project.

Classes and guidelines for  
EDUCATIONAL EXHIBITS ENGINEERING AND TECHNOLOGY  
POSTERS, NOTEBOOKS AND DISPLAY BOARDS can be found on  
page 87

## SEWING AND TEXTILE DESIGN

Superintendent:

1. Members will be limited to 6 clothing entries combined, which may include 5 clothing entries and 1 educational exhibit.
2. All items will be judged on Tuesday, a week prior to the fair
3. Exhibits must be displayed at the fair and checked in on Thursday between 4:00-7:00 p.m. Ribbons must be attached to the garment before bringing it to the fair.
4. Articles, garments, outfits may have been used/worn but should be carefully laundered or cleaned before being exhibited. Exhibits may be placed in a clear plastic bag for protection to and from fair. Items should be hung on swivel or wire hangers (no plastic hangers) Multiple-piece exhibits should be fastened together and noted on the card how many pieces make up the exhibit.
5. Identification Labels (sew or use a safety pin, no straight pins may be used to attach these items)
  - a. Type or print on 3" x 2½" piece of cloth. Class Number, County or District, Name (or ID) and number of pieces in exhibit, ie 1 of 2, 2 of 2.
  - b. Attach labels on inside of garment with a safety pin or corner stitches (back of neck, center back of waistband, or left end of apron band). Label each piece
  - c. Place entry form and score card on front left shoulder seam of garment or to the left side of waistband with hander opening facing to the left, as if you were wearing the garment, so that the hander opening faces the attached entry form.

- d. Please use a string to tie together the hangers of exhibits that require more than one hanger. Examples: Dress and Jacket, Top and Skirt.
6. Pre-cut kits are acceptable for all clothing classes. All articles/garments must be finished for use.
7. All garments must be on a hanger & covered with a clear plastic bag.
8. Other items should be placed in clear plastic bags.
9. Classes marked with (\*) asterisk are ineligible for State Fair competition.
10. Exhibitors can choose to have garments judged for construction only. They will not be included in style revue judging, should exhibitors choose this option.
11. The exhibitor is encouraged to attach an index card or photo, no larger than 4" x 6" with the entry form to give the judge any information which the exhibitor thinks would be helpful for the judge to know and could include care information.
12. Educational classes-share with others what you learned in this project. If a poster, it must not be larger than 22" x 28". May be a notebook or other display. Take care to select durable materials that will withstand fair conditions. Total display space must be no more than 12" high by 12" deep and 18" long. Name and county must be clearly marked on educational exhibits. Judging will take place on July 21 with all other clothing exhibits.
13. Recycled Clothing Project – An item made of at least 50% recycled material (recycled means reusing an existing item in a new way). Could be remaking/redesigning a garment, re-purposing a clothing item for a new use, etc. Must include sewing of some kind. An index card (no larger than 4"x6") MUST accompany entry describing the recycled materials and how they were used in the item.
14. Definitions:
  - Article: Item constructed in the clothing project such as a backpack, laundry bag, hat, scarf, etc.
  - Garment: Item constructed in the clothing project such as a skirt, dress, shorts, slacks, etc.
  - Outfit: Items constructed that have two or three coordinating pieces, such as skirt, top and jacket; pants and top; pants and jacket. All pieces must be constructed by the 4-H'er.
  - For Fashion Revue Contest Classes please see Fashion Revue starting on page 148

**\*Class 0260** - An article, garment or outfit constructed by a 7-8 year old exhibitor.

**\*Class 0261** - Educational exhibit prepared by a 7-8 year old exhibitor.

- Class 4000** - An article, garment or outfit constructed by a 9-11 year old exhibitor.
- Class 4001** - Educational exhibit prepared by a 9-11 year old exhibitor.
- Class 4002** - An article, garment or outfit constructed by a 12-14 year old exhibitor.
- Class 4003** - Educational exhibit prepared by a 12-14 year old exhibitor.
- Class 4004** - An article, garment or outfit constructed by a 15-18 year old exhibitor.
- Class 4005** - Educational exhibit prepared by a 15-18 year old exhibitor.
- Class 4006** - Recycled Clothing Project

\*Not eligible for Kansas State Fair

## **SHOOTING SPORTS**

Superintendent:

The Shooting Sports project helps youth thrive and develop life skills while teaching shooting safety, care and safety of shooting sports equipment, hunting practices, and provides an opportunity to test your skills. The fair classes are designed to provide an opportunity for youth to educate others about what they have learned through the project or to promote the benefits of participation.

1. Exhibits in this division are open to educational displays, or promotional posters, or experiential displays. Follow copyright laws as explained in the General Rules as you are preparing your exhibit. Take care to select durable materials to withstand fair conditions.
2. National Minimum Standards and Best Practices <https://4-hshootingsports.org/wp-content/uploads/2024/01/12.13.23-Minimum-Standards-Update.pdf> MUST be followed as well as Kansas 4-H Shooting Sports Handbook. [https://bookstore.ksre.ksu.edu/pubs/kansas-4-h-shooting-sports-handbook\\_4H1101.pdf](https://bookstore.ksre.ksu.edu/pubs/kansas-4-h-shooting-sports-handbook_4H1101.pdf) Exhibits outside these standards will be disqualified.
3. The exhibit size rule will be strictly enforced. Exhibits exceeding the size guidelines will be disqualified. Maximum exhibit size for all exhibits in this division is 4'X6'. Larger exhibits will be turned away.
4. Educational Display: must be the standard tri-fold board ONLY, must not exceed standard tri-fold: 3'x4' unless there is a topper that sits on top of the board and does not take up additional table space; no additional table space available for promotional brochures or display items; content not to exceed display board borders.

5. Promotional Posters: must be flat and no larger than 22"x30"; content not to exceed display board borders. Exhibits may will be displayed on wall.
6. Notebooks: no larger than 8 ½" x 11".
7. Exhibitors must comply with state and federal laws and Cowley County Fair Management.
8. No "live" ammunition containing propellant or explosive powders may be used in any display. An inert substitution must be used in lieu of powder and "live" ammunition, the substitution must be clearly described on the back of the poster, display or in a notebook.
9. Cowley County Fair nor the department of 4-H Youth Development, KSRE are liable for the loss or damage of any personal property included as part of your poster, display or notebook.
10. Name, county or district, age and year in project should be on the front of the poster, display or notebook unless special arrangements are made because of declination of publicity release.
11. Exhibit topics regarding firearm care, handling, and shooting will only be accepted from Extension Units with 4-H Certified Shooting Sports Programs and enrolled 4-H youth in the specific Shooting Sports Project, and must follow Notional and State policies, minimum standards, and best practices.
12. Exhibits will not be accepted if they are related to reloads.

#### EDUCATIONAL/PROMOTIONAL CLASSES

- Class 6200- Educational Display** Must be directly related to the 4-H Shooting Sports Project (standard tri-fold boards only, no larger than 3'x4').
- Class 6201 - Promotional Poster.** Must promote 4-H Shooting Sports.
- Class 6202 - Notebook.** Contents pertain to some phase, results, story or information about 4-H Shooting Sports.

#### EXPERIENTIAL CLASSES

- Class 6203 - Shooting Aid or Accessory - (SF253) -** Any item the 4-H member makes which helps the shooter/hunter better perform their sport, examples: rifle sling, kneeling roll, arm guard, shotgun vest, target boxes, shooting stick, etc. Include your design, or plans you adapted, what the item is and used for.
- Class 6204 - Storage Case -(SF254) -** Any item the 4-H member makes with the purpose to safely hold an firearm, bow, ammunition, and/or arrows. Examples: soft sided shotgun case, quivers, firearm safe, include your design,

or plans you adapted. Explain how the storage case is used.

**Class 6205 - Practice Game or Activity - (SF255)** - Invent or adapt an activity to practice or teach a project skill. Include pictures of youth playing the game, testimonials of 4-H members who played the game, what skill is being worked on, and directions for the game. Explain how you came up with the game or adapted it to fit the needs of your group members.

## SHOPPING IN STYLE

Superintendent:

4-H members will learn what clothing styles look best on them while they also gain skills in building a versatile wardrobe and staying within their budget. Each year enrolled in Shopping in Style should build on previous year's learning experience. Exhibit one of the following options that align with the 4-H member's Shopping in Style level.

**For Fashion Revue Contest Classes please see Fashion Revue on page 148.**

Rules:

1. Posters can be flat poster board or foam board, no larger than 22" x 28."
2. Tri-fold educational displays must be free standing and no larger than 36"x 48."
3. Photos of 4-H member in purchased outfit must demonstrate criteria as outlined on scoresheet. Consider multiple angles, good light and highlight details so that the judge may accurately evaluate the exhibit.
4. Exhibits should include actual photos of 4-H member in garments, and may also include pictures from magazines or the internet.

Exhibit one of the following options that align with the appropriate Shopping in Style level:

**Class 4020 - Shopping in Style:** Junior (age 7-9)

Choose one of the following activities from Unit 1 or Unit 2 of the curriculum project manuals. Exhibit should consist of poster that showcases:

- A. a garment you purchased that reflects your personal style and explains how this garment reflects your style and how it influences what others think of you; OR
- B. a garment you purchased and explains how your personal style either aligns or contradicts what is considered to be "in style" today. OR

C. a garment you purchased and explains or illustrates how this garment is a modern version of a fad or fashion from an earlier decade; OR

D. a garment you purchased and explains how this garment reflects a different ethnic or cultural influence; OR

E. a garment you purchased and includes a color discussion that provides an overview of how different colors complement different hair colors and skin tones and how that influenced garment selection.

**Class 4021 - Shopping in Style:** Intermediate (age 10-13)

Choose one of the following activities from Unit 3 or Unit 4 of the curriculum project manuals. Exhibit should consist of a display that showcases:

A. an outfit you purchased to wear with a clothing item that was already in your wardrobe that still fit but you didn't wear anymore. Explains why the clothing item was not being worn and what you did to transform it into a wearable garment again. OR

B. a top and bottom that you purchased, as well as at least three pieces of clothing in your existing wardrobe that you can mix and match with the new items to create multiple outfits. Includes a clothing inventory and explain what you have learned by completing this activity. OR

C. an outfit you purchased and explain why you selected the garment you did, your shopping budget, and cost per wear; OR

D. an outfit you purchased and explain how advertising influences clothing purchases making a distinction between wants and needs. Include your shopping budget and cost per wear. OR

E. an outfit you purchased along with a cost comparison between garments/accessories purchased vs. sewing/constructing the outfit. Comparison should include variety of shopping options and/or price tracking at stores over a period of time.

**Class 4022- Shopping in Style:** Senior (age 14-18)

Choose one of the following activities from Unit 5 or Unit 6 of the curriculum project manuals. Exhibit should consist of a display that showcases:

A. an outfit you purchased and care requirements not only for this garment but also for garments made of other natural and synthetic fibers. Display should also include a care cost analysis for garments of different fibers; OR

B. an outfit you purchased which you have repaired or altered. Include a clothing inventory list which includes cost savings for repaired items as compared to purchasing replacement garments; OR

C. an outfit you purchased along with plans and commentary for a fashion show that that would capture the attention of an audience. Plans should identify target audience, venue, theme, budget, and logistical plan for the fashion show; OR

D. an outfit you purchased and explain 3 methods of clothing repair that you have learned, i.e. torn seam, torn hem, replacing a button, etc. Display should also include photos and list of your assembled clothing first aid kit. Include itemized expenses; OR

E. An outfit you purchased, and feature any other completed activity from the Shopping In Style curriculum of your choosing that isn't listed above.

## SMALL ENGINES

Superintendent:

Through Small Engines, you will have the opportunity to educate others about what you have learned in the project or to promote the benefits of participation in the small engines project.

All exhibits should involve engines smaller than 25 horsepower. Engine should have no fuel in tank or carburetor.

1. Each Small Engines exhibit must include a 4-H Small Engines packet with form. The form is available from your local K-State Extension office or at [4-H Small Engine Exhibit Information Form](#). The form should be attached to the outside of a 10' X 13" manilla envelope. Place exhibit paperwork and/or any pictures inside the manilla envelope. For notebooks, display boards, and posters, no additional exhibit information is required; no manilla envelope is needed for these exhibits
2. Items that have been in use should be cleaned for exhibit.
3. A sheet of operating instructions must be included in the packet furnished for any exhibit that is not self-explanatory.
4. All exhibits in this division are limited in size to standard, tri-fold, display boards (36" X 48") and items may not extend beyond 24" from the back board. All displays must be self-standing.
5. As exhibitors prepare their exhibits, appropriate PPE (Personal Protections Equipment) is required.
6. Cutting surfaces, such as blades, are to have a protective covering over them to prevent injury. The covering should be easily removed and reinstalled for judging. Foam "pool noodles" and multiple layers of cardboard are acceptable.
7. If a safety violation is noted by the judges, superintendent, or other staff, the exhibitors' exhibit, at the judges' discretion, may receive reduced ribbon placement or disqualification.

**Class 4610 - DISPLAY** - Exhibit a display, selecting one of the following options:

1. A display identifying different engine or lawn and garden equipment parts or a display showing the function of the various engine or lawn and garden equipment parts; OR
  2. A display identifying and explaining the function(s) of different special tools needed for small engine repair or maintenance; OR
  3. A display illustrating and providing the results of any one of experiments that are included in the project books. No complete engines, lawn tractors, tillers, chainsaws are permitted for display in this class. Maximum tri-fold or display board size is 3' x 4', items may not extend beyond the 24" from the back of the display board.
4. **Class 4611 - MAINTENANCE** - Exhibit a display that illustrates either:
1. Routine maintenance procedures OR
  2. Diagnosing and troubleshooting specific problems in an engine. No complete engines, lawn tractors, tillers, chainsaws, etc. are permitted for display in this class.
  3. A maximum tri-fold or display board size of 3' x 4', items may not extend beyond 24" from the back of the display board.

**Class 4612 - OPERATION** - Exhibit an operable small engine (no more than 20 HP) overhauled or rebuilt by the member. Include maintenance schedule for the engine and a brief description of steps taken by the member overhauling or rebuilding the engine. The engine should not contain fuel in the tank or carburetor. All exhibits in this division must be self-standing.

## **UNCREWED AIRCRAFT SYSTEMS**

Superintendent: Laura Jelinek

Jr. Superintendent: Anthony Jelinek

The 4-H uncrewed aircraft systems or UAS project explores the world from above the trees and discovers new frontiers with UASs. UASs are commonly known as Uncrewed Aerial Vehicles (UAVs) or drones. Members explore the operation and applications of uncrewed aircraft systems including how UASs link to other projects such as geology, robotics, electronics, crop science and many others.

1. The 4-H members must be currently enrolled in the 4-H project to exhibit in this division.
2. Each exhibitor may enter one exhibit per class. Exhibits must have been completed during the current 4-H year.
3. The information that accompanies the UAS must be limited to the [4-H Uncrewed Aircraft Systems Exhibit Information Form](#) which is affixed to a 10" x 13" envelope. This envelope should NOT be

attached to the UAS. Any UAS exhibit not including this completed envelope will receive a participation ribbon. All revisions of forms previously released for the division dated prior to current year are void for use and new forms must be obtained and used that are dated by the Kansas State 4-H Office for the current year.

4. The exhibitor's name (or ID), county or district, age, and years(s) in project must be tagged or labeled on the exhibit, educational display, notebook, and/or poster.
5. Uncrewed Aircraft Systems that include or depict weaponry of any kind will be disqualified.
6. See page 87 for full details about exhibiting posters, display boards and notebooks.
7. For scratch built UAS kits, If modifications are made to the exhibit a page should be attached noting those modifications.
8. If a safety violation is noted by the judges, superintendent, or other staff, the exhibit, at the judge's discretion, may receive a reduced ribbon placement or disqualification.
9. For practical application entries, the UAS is not required to be displayed as part of the exhibit, only the supporting material illustrating the application.
10. The same UAS may be used by multiple exhibitors for different practical application entries.

#### JUNIOR AND INTERMEDIATE DIVISION - 7-13 YEARS OLD

**Class 5701** - Uncrewed Aircraft System designed and constructed by the exhibitor that is operated by a remote controlled device. The UAS must not be a mere modification of an existing kit or plan. You may not exhibit a UAS that is purchased off the shelf in this class.

**Class 5702** - Practical application of an Uncrewed Aircraft System constructed from a commercial (purchased) kit. This includes one or more of the following: video, notebook, poster, display board, etc. This class is separate from educational exhibits. A tangible use would be mapping Russian olive trees, eroded soils, bindweed in fields, etc. There are also many other non-agricultural UAS uses that would be appropriate for this class.

#### SENIOR DIVISION - 14 YEARS AND OLDER

**Class 5706** - Uncrewed Aircraft Systems designed and constructed by the exhibitor that is operated by a remote controlled device. The UAS must not be a mere modification of an existing kit or plan. You may not exhibit a UAS that is purchased off the shelf in this class.

**Class 5707** - Practical application of an Uncrewed Aircraft System constructed from a commercial (purchased) kit. This

includes one or more of the following: video, notebook, poster, display board, etc. This class is separate from educational exhibits. A tangible use would be mapping Russian olive trees, eroded soils, bindweed in fields, etc. There are also many other non-agricultural UAS uses that would be appropriate for this class.

Classes and guidelines for  
EDUCATIONAL EXHIBITS ENGINEERING AND TECHNOLOGY  
POSTERS, NOTEBOOKS AND DISPLAY BOARDS  
can be found on page 87

## **VETERINARY SCIENCE**

Superintendent:

The purpose of the 4-H Veterinary Science project is to provide a way for young people who care for animals and may want to follow a career in veterinary medicine to explore the topic. In this project, members will learn about animal health, behavior, and visit with veterinarians. 4-H member in the Veterinary Science project may develop an exhibit to demonstrate the knowledge and skills learned about a common health problem in animals, a veterinary science principle or public health/zoonotic diseases.

Rules

1. 4-H members wishing to exhibit must be enrolled in the Veterinary Science project.
2. A Veterinary Science exhibit may consist of a poster, notebook, project display or diorama. The exhibit may represent material from any of the Veterinary Science projects including entry level exhibits from Unit I.
3. If photographs are to be part of the exhibit, remember that they will be viewed by the public. Make sure that the photographs are in good taste and will not be offensive to anyone. Graphic photographs of excessive bleeding, trauma or painful procedures are not appropriate. For exhibits related to veterinary surgical procedures, aseptic techniques need to be shown, for example, use of drapes, use of sterile procedures, wearing of gloves and other appropriate veterinary medical practices.
4. First-Aid Kits: Because of public safety concerns and risk of theft of first-aid kit contents (veterinary drugs/equipment) with perceived potential for drug abuse, animal first aid kits containing any drugs or medications will be immediately disqualified and not displayed. First Aid kits wishing to include medication information should instead utilize written descriptions, photographs, drawings, computer generated print-outs or empty packaging of pharmaceuticals.

5. Veterinary Science Posters - This exhibit presents the viewer with a design that is simple and direct, unlike a display that usually presents more information. A poster should not exceed 22" x 30" and may be either vertical or horizontal. Trifolds and framed posters will not be accepted as a poster entry.
6. Veterinary Science Displays - A display may include but is not limited to: a 3-dimensional exhibit, a scale model, the actual product (for example: skeleton; teeth; samples of leather, fur, or dried skin damaged by disease or parasites) or a notebook. All displays need to be on 3' X 4' trifold board or in a three ring-binder. Smaller boards will not be accepted.
7. Veterinary Science Notebooks: Individual entries are to be placed for display in a three-ring notebook for competition. Notebooks may not be larger than 8 1/2' x 11".
8. Veterinary Science Diorama: A diorama is a 3 dimensional model or exhibit that depicts a scene, event or environment. All dioramas need to be contained. The size is not to exceed 3' X 3' X 3'.
9. Neither the Cowley County Fair nor the department of 4-H Youth Development, KSRE are liable for the loss or damage of any personal property included as part of your poster, display, notebook, or diorama.
10. Name, county/district, age and year in project should be on the front of the poster, display, notebook or diorama.
11. Appropriate topics include:
  - Maintaining Health
  - Specific disease information
  - Photographic display of normal and abnormal characteristics
  - Animal health or safety
  - Public health or safety
  - Proper animal management to ensure food safety and quality
  - Efficient and safe livestock working facilities
  - A topic of the exhibitor's choosing related to veterinary medicine or veterinary science.
12. Because these are science displays, all references and information must be properly cited. Make sure to highlight all sources and references. Proper sources include but are not limited to: Professional journals and publications, professional AVMA accredited websites, interviews with veterinarians and excerpts from Veterinary Educational Literature. Plagiarism will result in a disqualification. Please study your topic and present the information to your audience in your own words.
13. The Veterinary Science Modules are for sourcing, referencing, and learning purposes. The modules are not for project submission. Any notebooks, posters, displays, or dioramas

submitted with only Veterinary Science Modules work will be disqualified.

**Class 7000** - 4-H Veterinary Science Notebook

**Class 7001** - 4-H Veterinary Science Poster

**Class 7002**- 4-H Veterinary Science Project Display

**Class 7003**- 4-H Veterinary Science Diorama

## **VISUAL ARTS**

Superintendents:

1. Entry tags (available at check in) must be attached to exhibit by check-in time.
2. Items that are designed to be hung on a wall should have appropriate hanging hardware of a wire hanger securely attached. Hardware should be appropriate for project weight. Failure to properly attach a hanger will result in docking one ribbon placing and the corresponding premium.
3. Each exhibitor is LIMITED TO 6 TOTAL ENTRIES, 4 ENTRIES/CLASS.
4. Barn Quilts should be entered in Class 0240 Arts and Crafts. Barn quilt must not exceed a 2' x 2' square. Display cannot be on point (diamond shaped) due to display limitations. The exhibit needs to be prepared for hanging with hooks 2 inches from top edge of quilt. Participant is responsible for using the correct size hooks according to weight.
5. All sketch/draw exhibits must be mounted on matte board or framed. Exhibitors who do not have their exhibits mounted or framed will be docked one ribbon placing. Exhibitors may purchase photo mount boards from the Extension office for small projects. \*\*No Glass in frames permitted. All sketch/draw exhibits must be ready to hang. Keep in mind that it gets hot in Barn 4 and attaching hangers with glue might not work.
6. No plants or plant materials needing watering can be entered as an art display or item.
7. A Champion and Reserve Champion in each age division may be chosen for each Class, if quality merits.
8. Items for the Kansas State Fair will be selected by the judge(s).
9. Prior arrangements need to be made if exhibit is oversized. Please note during pre-entry.

**Class 4501- Fine Arts:** Oil, chalk, charcoal, dyes, pastels, pencil, ink, acrylic, or watercolor on canvas, canvas board, paper, wood, metal, or textiles, framed as a picture, prepared for hanging. Stretched canvas art on a wooden frame is considered prepared for hanging provided that frame has a hanger.

**Class 4502- Clay and Ceramics:** Any original item made of clay; may be fired or unfired, hand formed, or thrown on a wheel. Self-hardening, fire/oven-cured, and/or cornstarch clays are acceptable. Items can include, but are not limited to, clay statues, bowls, etc.

**Class 0241- Jewelry:** any jewelry piece made from any medium are acceptable exhibits.

**Class 4503- Leather:** Any leather stamping, carving, tooling, lacing, or stitching piece. Leather project kits are acceptable due to leather being pre-cut for particular projects. If a 4-H member makes their own leather pattern that should be explained and the pattern included.

**Class 4504- Three Dimensional:** The piece must be observable on at least three sides and should be either free-standing or prepared to be hung. Craft and pre-formed or assembled projects are not acceptable.

**Class 4505- General Crafts:** This category incorporates miscellaneous pieces that do not correspond to the four, above-mentioned categories.

## WILDLIFE

Superintendent:

This project is for all youth, whether living in the city, the country, or in between. Wildlife are an important part of our state heritage and environment, ranging from buffalo to birds to fish to deer and more. In this project you will learn about wildlife behavior, habitat requirements, how wildlife species fit into nature's scheme, how they are managed, and how they relate to humans.

Rules

1. Exhibitors must comply with state and federal laws. It is illegal to possess threatened or endangered wildlife, or the feathers, nests, or eggs of non-game birds. Game birds and game animals taken legally during an open season may be used. Every wildlife on display must have a statement about how they were obtained legally. The use of live wild animals in educational exhibits is prohibited.
2. Exhibits in this division are open to educational displays, promotional posters, or experiential displays. Exhibits should reflect learning in the project area. Follow copyright laws as explained in the General Rules as you are preparing your exhibit. Take care to select durable materials to withstand State Fair conditions.
3. Wildlife exhibits that reflect harvesting of wildlife must follow National Minimum Standards and Best Practices <https://4-hshootingsports.org/wp-content/uploads/2024/01/12.13.23->

- [Minimum-Standards-Update.pdf](#) and Kansas 4-H Shooting Sports Handbook [https://bookstore.ksre.ksu.edu/pubs/kansas-4-h-shooting-sports-handbook\\_4H1101.pdf](https://bookstore.ksre.ksu.edu/pubs/kansas-4-h-shooting-sports-handbook_4H1101.pdf) and Kansas Fish and Game laws. Exhibits outside these standards will be disqualified.
4. The exhibit size rule will be strictly enforced. Exhibits exceeding the size guidelines will be disqualified. Maximum exhibit size for all exhibits in this division is 4'X6'. Larger exhibits will be turned away.
  5. Educational Display: must be the standard tri-fold board ONLY, must not exceed standard tri-fold: 3'x4' unless there is a topper that sits on top of the board and does not take up additional table space; no additional table space available for promotional brochures or display items; content not to exceed display board borders.
  6. Posters: must be flat and no larger than 22"x30"; content not to exceed display board borders. Exhibits may be displayed on wall.
  7. Notebooks: no larger than 8 ½" x 11".
  8. Exhibits must not display, describe, or depict firearms or firearm components that are not allowed by 4-H Shooting Sports National Minimum Standards.
  9. Exhibitors must comply with state and federal laws and Kansas State Fair Management.
  10. No "live" ammunition containing propellant or explosive powders may be used in any display. An inert substitution must be used in lieu of powder and "live" ammunition, the substitution must be clearly described on the back of the poster, display or in a notebook.
  11. KSRE, 4-H Youth Development and the Cowley County Fair are not responsible for damage during the exhibition period.
  12. Name, county or district, age and year in project should be in a prominent location on the exhibit.
  13. Name, county or district, age and year in project should be on the back of the poster, display or notebook unless special arrangements are made because of declination of publicity release.
  14. Exhibit topics regarding firearm care, handling, and shooting will only be accepted from Extension Units with 4-H Certified Shooting Sports Programs and enrolled 4-H youth in the specific Shooting Sports Project.
  15. Exhibits will not be accepted if they are related to reloads.
  16. Taxidermy: The exhibitor is responsible for following all laws, rules, and regulations, and when licenses, tags, etc. are required, to include those and/or the information required with the exhibit. For Taxidermy please reference hunting and furbearer laws for Kansas. <http://ksoutdoors.gov/hunting?Hunting-Regulations/Furbearers>.

## DISPLAY/NOTEBOOK CLASSES

- Class 5400- Notebook:** Contents pertain to some phase, results, story or information about the wildlife project.
- Class 5401- Promotional Poster:** Must be related to something learned in the wildlife project. (Flat poster board or foam board no larger than 22" x 28").
- Class 5402- Educational Display:** Must be directly related to the wildlife project. Maximum tri-fold size is 3' x 4'.

## EXPERIENTIAL/OTHER CLASSES

- Class 5403- Fish Harvesting Equipment** - (SF168) - Board exhibit. Display of equipment used in fish harvesting. Examples: fishing knots, hooks (with corks over ends for safety), lures. Label all items displayed. Include in your exhibit the following information: the purpose of each item, when or where each item is used.
- Class 5404- Build a Fishing Rod** -(SF169) - A fishing rod educational exhibit may not exceed 96 inches in length. Exhibit must be mounted on a board . Include with the exhibit: Explanation of cost of materials/components and how many number of hours required for construction. Label all parts. Necessary components which must be included are grip, line guides (based on manufacturers specifications), guide wraps, and hook keeper. Reel seat needs to be aligned with guides, and guides aligned accurately down rod. Guide wraps of size A to D, nylon or silk thread. Exhibit will be judged on: workmanship, labeling of parts, information, and neatness.
- Class 5405- Casting Target** - (SF170) - Make a casting target for exhibit and use. Target must be under 48" x 48". The bullseyes must be 2 feet, outer band must be 1 foot in diameter and can have up to 3 rings. The exhibit must be easy to store, durable, and weather resistant. Include the purpose and rules of using your casting target.
- Class 5406- Wildlife Harvesting Equipment** - (SF171) - Board Exhibit. Display of equipment used in harvesting wildlife. Examples: expended ammunition casings (no live ammunition permitted), steel traps, hide stretchers, fleshers, etc. For displays of shotguns, rifles, or bows, use drawings or pictures. Label all items displayed: the purpose of each item, when or where it is used and personal experiences with the item.
- Class 5407- Inventing Wildlife/Fish Harvesting Equipment, Aid or Accessory** - (SF168) - Use engineering principles to invent or adapt equipment that helps you harvest fish or wildlife. This could include wildlife calls, adapted fishing pole for shallow water, a blind, decoys, etc. Share your

drawing (or adapted plans), how the equipment works, how you tested it, and the results of testing your prototype, and any adjustments you made.

**Class 5408- Tanned Hides** - (SF172) - Exhibit of a wild animal hide properly processed by the member. If not mounted, must be in a clear clothing bag with hanger. All field experiences, study, OR observations that relate to the exhibit.

**Class 5409- Taxidermy** - (SF172) - Any legal fish, bird, or other wild animal properly processed by the member. No requirement as to mounting. Include the animal's name and the following: information about the exhibitor's personal field experiences, study, OR observations that relate to the exhibit.

**Class 5410- Wildlife Tracks** - (SF158) - Board or diorama-type box exhibit. Make a display of animal tracks using plaster-of-paris casts. There are 3 options. For all options, include a brief description of your experiences in making the tracks so the judges better understand what you did and learned. Positive casts (impressions as they would be in nature) are preferred. - Option 1 should show plaster-of-paris tracks of five or more kinds of wildlife along with a picture or illustration of each kind of animal. (OR) - Option 2 should show two or more plaster-of-paris tracks of one specific kind of wildlife and should include a picture or illustration of the animal, what the animal may eat, and what may eat the animal. (OR) - Option 3 should show two tracks and include the animal's habitat needs including preferred food, shelter, water, and space in addition to picture or illustration of the animal.

**Class 5411- Wildlife Knowledge Check** - (SF159) - Use electrical circuits, pictures, or other methods of teaching wildlife identification or other wildlife conservation or shooting sports related knowledge. Plan size and shape to fit transportation and display; maximum size 24 x 24 inches.

**Class 5412 - Houses** - (SF165) - Make a house for wildlife. Examples: bird house (bluebird, purple martin, wood duck, kestrel, barn owl, etc.) or bat house; no insect houses. Make the house functional so that dimensions, hole size etc. are appropriate to fit the intended species' needs. Include the following information: 1) the kinds of animal(s) for which the house is intended, 2) where and how the house should be located for best use, 3) any seasonal maintenance needed, and 4) any evidence of your personal observations from experiences.

**Class 5413- Feeders/Waterers** - (SF166) - Make a bird bath or feeder. Examples: seed, suet, or nectar feeders. Squirrel feeder okay; no insect feeders. Include the following

information: 1) the kinds of animal(s) for which the water/feeder is intended, 2) where are how the water/feeder should be located for best use, 3) any seasonal maintenance needed, and 4) any evidence of your personal observations or experiences.

## **WOODWORKING**

Superintendent: Liza Poovey

1. Exhibits in Classes will be limited to one article in each class, thus no member shall exhibit more than six articles.
2. The plan from which the project was constructed must be included with the article exhibited. The plan may be a photocopy, the actual pattern, or a scale drawing. It must be complete and accurate to the extent that a duplicate article could be built using the plan as a guide. Please note: a set of step by step instructions is not a plan.
3. Projects with missing or insufficient plans will be lowered by one ribbon placing and the corresponding premium.
4. The use of materials other than wood, screws, nails and adhesive should be kept to a minimum.
5. Projects that have unsecured glass, i.e., glass shelves, the glass top of a coffee table, etc., should not be brought to the fair. Glass that is secured in the project, i.e., the glass front of a gun case or cabinet, etc., is permissible since it cannot be easily removed.
6. Extra pieces that go with your woodworking project (i.e. bean bags to go with a cornhole set, building blocks to go with a play table, etc) SHOULD NOT be submitted with the project.
7. The entry card (available at check in), plans and all other paperwork should be enclosed in a zip top plastic bag with a hole punched through it and tied or otherwise secured to the project in some manner. Tape is usually not adequate to accomplish this.
8. Refinished/refurbished furniture will go in class 0475 as a Cowley County class only. There is no Kansas State Fair class for this.
9. Projects made from pre-cut kits are not allowed.
10. In judging woodwork articles, consideration will be given to: Workmanship, including accuracy to the plan; design; choice of wood; suitability and quality of finish; and usefulness.
11. Firearms and weapons are not to be entered or exhibited.
12. Exhibitors must participate in Conference Judging during the scheduled time. If exhibitors do not participate, they will be docked one ribbon placing, and the corresponding premium.
13. Projects with “fractal burning” are NOT ALLOWED in any Kansas State Fair Exhibits in the 4-H Youth Development Department. (Example – electrical burning to wood to make black linework on artwork.) This aligns with recommendations from the American Association of Woodturners (AAW).

14. During construction of exhibits, PPE (Personal protective equipment) is to be worn by those in the workspace.

**Class 4702-** Junior (Ages 7-8)

**Class 4700-** Intermediate Woodworking (Ages 9-13)

**Class 4701-** Senior (Ages 14 and older)

**\*Class 0475 -** Piece of repaired and refinished furniture with brief explanation of the work completed, attached to the exhibit.

## CONTESTS

### AGRICULTURAL CHALLENGE OF CHAMPIONS

Monday, Livestock Show Arena, 11:00am

INTENT: To recognize an outstanding Cowley County 4-H or FFA agriculture/livestock-oriented youth.

1. One individual will be selected to represent Cowley County at the Kansas State Fair Agricultural Challenge of Champions.
2. Contestants must be at least 16 years of age but not over 19 years of age before January 1.
3. The Superintendents of the contest, in cooperation with the contest committee, will be in charge of the contest. They shall have the authority for the interpretation of the policies.
4. The contestants will be furnished with placing cards and any other necessary forms. No contestant will be allowed to have books, notes, or pamphlets during the contest.
5. While contest is in session there shall be NO COMMUNICATION among contestants or anyone other than the group leader.

#### Format of Contest and Point Value

1. Written test with 25 questions concerning total agricultural/livestock industry. 50 points
2. Identification of 10 pieces of livestock equipment. 40 points
3. Identification of 25 breeds of beef cattle, dairy cattle, sheep, hogs, goats, & horses. 50 points
4. Identification of 10 concentrate and/or roughage. 40 points
5. Identification of 10 retail cuts of meat. 40 points
6. Identification of 10 common crops (either plant or seed). 20 points
7. Identification of 10 common weeds (plant only). 20 points
8. Identification of 5 common agronomic items including deficiency symptoms, fertilizers, inoculants, ag lime, soil probes, etc. 10 points
9. Written test with 25 questions on farm equipment. 50 points
10. Written test with 25 questions on farm management. 50 points

11. Written test with 25 questions on general agriculture. 50 points
12. Ag Mechanics - Identification of tractor parts. 40 points
13. Five minute, impromptu presentation on agricultural subject provided. 200 points

The overall individual ranking shall be determined by the total of each contestant's points earned from the contest. The Cowley County Fair Association will award \$200 to the winner, to be awarded if the winner participates in the [Kansas State Fair Agricultural Challenge of Champions Contest.](#)

## **MARKET BEEF, SHEEP, SWINE & MEAT GOAT CARCASS CONTEST**

1. Open to all Market exhibiting at the current Cowley County Fair.
2. Each 4-Her is limited to 2 entries
3. Evaluation is scheduled for the Friday following Fair.
4. Exhibitor's must select on their livestock destination card EITHER Walnut Valley Packing (El dorado, KS) OR Burden Meats (Burden, KS) to send their Market Animal to be eligible to participate in the Carcass Contest. The Market Animal will be loaded Monday Night on the selected lockers trailer.
5. The 4-H tag is required to remain in the ear of the calf until the locker removes it at processing.
6. Removal of the tag will forfeit participation in the Carcass Contest
7. Exhibitor is responsible for sale of meat along with any processing fees. If the animal goes through the premium sale you will need to select "Premium Sale Meat already sold"
8. All market animals will be butchered and carcasses judged at Walnut Valley Packing in El Dorado (1000 S. Main St, El Dorado) or Burden Meats (418 Main St, Burden KS)
9. Exhibitors are encouraged to view judging as part of an educational experience on how the carcass is evaluated. This compliments the YQCA components of consumers and producers along with the various cuts of meat.
10. Any market animal disqualified at or sent home from the Fair, will not be eligible for the carcass contest.
11. **Animals must meet weight requirements for their department to be eligible for placing and/or prizes. Carcasses may still be evaluated for learning purposes but will not be included in the contest.**

Beef Awards Sponsored by Flemming Feed and Grain.

Cash Scholarship and plaque.

1<sup>st</sup> Place - \$500

2<sup>nd</sup> Place - \$400

3<sup>rd</sup> Place - \$300

4<sup>th</sup> Place - \$200

5<sup>th</sup> Place - \$100

Sheep, Meat Goat & Swine Awards Sponsored

## **FAMILY AND CONSUMER SCIENCES JUDGING CONTEST**

1. Open to any bonafide 4-H member in the county regardless of project enrollment.
2. Members participate as individuals.
3. Age groups will be as follows: Beginners 4-H division (age 7-8); Intermediate 4-H division (age 9-13); Senior 4-H Division (age 14 and over).
4. Youth who participate in at least 2 contests (either in person or virtual) may qualify for the State Fair judging team (ages 9-18).
5. An online contest option will be available in early July.
6. An in person contest will be Tuesday, July 21, 2026 from 9:00 a.m. to 12:00 p.m

## **FASHION REVUE**

Superintendents: Carolyn Guernsey and Judy Keller

1. The Fashion Revue is an educational component of both the Sewing & Textile Design project and the Shopping in Style project. It emphasizes skill development in selecting, constructing or purchasing, accessorizing, and modelling of a garment or garments. Additional skills developed through the Fashion Revue are leadership, self-confidence, poise, good posture, good grooming and planning.
2. All Fashion Revue judging will be held Tuesday, July 21, 2026. The Public Fashion Revue will be held on Tuesday, July 21 at 7:00 p.m.
3. Entries will be placed in three categories by age of 4-H'ers. Each exhibitor is limited to two entries in Sewing and Textiles (Constructed Garment) Revue and two entries in Shopping In Style (Buymanship) Fashion Revue. Each entry must be in different classes. The schedule will reflect only two entries per member regardless of classes entered.
4. 4-H-ers must participate in the public revue in order to receive ribbons and premiums. Ribbons will be presented at the public revue.
5. A Champion and Reserve Champion may be selected in all three age divisions of Sewing and Textiles, Boys Shopping In Style and Girls Shopping In Style, providing quality merits.
6. The judge will select two top contestants from the Intermediate and two top contestants from the Senior divisions, in each Shopping in Style and Sewing & Textiles to qualify for the Kansas State Fair

7. Official score cards must be filled out before judging and furnished to the judges prior to judging.
8. A complete description of the outfit to be modeled in the Public Fashion Revue is due by 12:00 p.m. on the day of judging.
9. Garments are evaluated on: General Appearance - posture, poise, attitude, grooming, fit of garment, modeling the outfit, fabric suitable to style, fabric and style suitable to occasion or person, color becoming and pleasing, accessories appropriate and becoming. Construction as it affects appearance - construction, details appropriate to fabric and style of garment, quality of construction, and appropriate finishing techniques used.
10. 4-H'er should be knowledgeable of information requested on 4-H judging scorecard.
11. **Sewing & Textile Design Constructed Garments Revue:** Majority of the outfit must be constructed and modeled by the 4-H member who made the garment/outfit. Everything which is commonly considered an outer garment but be constructed (vest, jacket, dress, skirt, pants, coat, etc). A sweater, blouse or shirt that is worn underneath another constructed garment can be purchased or made.
  - a. If the exhibitor constructed an item only (a shirt, pair of pants, a skirt) and was determined the winner at the county level, they may still model the item but will need to model with a purchased item. For example exhibitor constructed an item (shirt only) were declared the winner, in order to model the shirt, they will need to pair with a purchased item (pants/skirt/shorts etc.) This must be disclosed on the Fashion Revue Scorecard and cost per wear form.
  - b. The item constructed and modeled must be constructed and modeled by the exhibitor only. It is not permitted for the exhibitor to sew a garment to be modeled in the Fashion Revue for another person and substitute that person as the model during fashion revue. (For example: exhibitor cannot sew an outfit for a sibling and have sibling model the outfit.)
12. **Shopping in Style Fashion Revue:** Majority of the outfit must be purchased (not borrowed) and modeled by the 4-H Member or made by another individual for the 4-H member if the and pattern were chosen by the 4-H member. Everything that is commonly considered an outer garment must be purchased by the 4-H'er or constructed by another person (vest, jacket, dress, skirt, pants, coat, etc.).
13. 4-H'er should be knowledgeable of information requested on Cowley County 4-H Cost Per Wear/Fashion Revue Worksheet.
14. Examples of Buymanship categories: Active Sports Outfit - Shorts and T-shirt, jogging suit, etc.; Casual Outfit - School

- clothes, sportswear; Dress-up Outfit - Best dress, special occasion; Formal Wear - Prom, special occasion
15. Garments must have been purchased or made in current 4-H year.
  16. Shopping in Style garments are not displayed at the Cowley County Fair.

#### JUNIOR SEWING & TEXTILES REVUE (Ages 7-9)

- Class 0270** - A Garment
- Class 0271** - 2 or 3 piece coordinated outfit
- Class 0272** - Other

#### INTERMEDIATE SEWING & TEXTILES REVUE (Ages 10-13)

- Class 0273** - A Garment
- Class 0274** - 2 or 3 piece coordinated outfit
- Class 0275** - Other

#### SENIOR SEWING & TEXTILES REVUE (Ages 14-18)

- Class 0276** - A Garment
- Class 0277** - 2 or 3 piece coordinated outfit
- Class 0278** - Other

### GIRLS SHOPPING IN STYLE REVUE

#### GIRLS JUNIOR CLASSES (Ages 7-9)

- Class 0279** - Active Sports Outfit
- Class 0280** - Casual Outfit
- Class 0281** - Dress-up Outfit

#### GIRLS INTERMEDIATE CLASSES (Ages 10-13)

- Class 0282** - Active Sports Outfit
- Class 0283** - Casual Outfit
- Class 0284** - Dress Up Outfit

#### GIRLS SENIOR CLASSES (Aged 14-18)

- Class 0285** - Active Sports Outfit
- Class 0286** - Casual Outfit
- Class 0287** - Dress Up Outfit
- Class 0288** - Formal Wear

### BOYS SHOPPING IN STYLE REVUE

#### BOYS JUNIOR CLASSES (Ages 7-9)

- Class 0289** - Active Sports Outfit
- Class 0290** - Casual Outfit

**Class 0291 - Dress Up Outfit**

**BOYS INTERMEDIATE CLASSES (Ages 10-13)**

**Class 0292 - Active Sports Outfit**

**Class 0293 - Casual Outfit**

**Class 0294 - Dress Up Outfit**

**BOYS SENIOR CLASSES (Ages 14-18)**

**Class 0295 - Active Sports Outfit**

**Class 0296 - Casual Outfit**

**Class 0297 - Dress Up Outfit**

**Class 0298 - Formal Wear**

**GRAND CHAMPION SHOWMAN/ROUND ROBIN CONTEST**

Superintendents: Tina Bailey and Carol Mackey

1. The Champion and Reserve Champion Showman from the SENIOR divisions in Horse, Meat Goats, Beef, Sheep, Swine, Dairy Cattle and Dairy Goats are eligible to compete for Grand Champion Livestock Showman and Reserve Grand Champion Livestock Showman.
2. To be eligible for the Round Robin, a participant must place 1st, 2nd, 3rd or 4th in a Division. Each Senior Division is required to place a 4th Place Finisher.
3. Participants must show the same animal which qualified them for this event.
4. Participants who qualify in multiple species will be allowed to choose which one of their Champion or Reserve Champion Showman animals they want to show in the Round Robin. Participants who have multiple species are not allowed to use their 3rd or 4th place species.
5. After an exhibitor is named Champion Senior Showman or Reserve Champion Senior Showman within a division (dairy cattle, dairy goats, beef, sheep, meat goats, horse or swine), they are deemed as the automatic qualifiers in the division.
6. Exhibitors may show in subsequent showmanship classes, but the automatic qualifiers will be based on the first species they qualify in. The remaining open spots in the Round Robin will be filled from eligible 3rd Place Showman at the conclusion of the last show of the fair. If there are still openings after all eligible 3rd Place finishers, then 4th Place finishers will be inserted using the same procedure and preference order. The order used will be based on the Preference Order.
7. **The 2026 preference order for 3rd and 4th place showman will be Beef, Meat Goat, Horse, Dairy Goat, Dairy Cattle, Swine, Sheep,. The preference order will rotate annually.**

8. For species with limited Senior exhibitors: Should a Senior contestant elect not to participate in the Round Robin, it will be their responsibility to permit the use of their animal for the purpose of the Round Robin contest. In the event that there is not a contestant from each specie, every effort will be made by species' superintendents to locate animals for use by the exhibitors in the Round Robin.
9. Participants will draw for the animal they will show in each species except as noted in Rule 2 above, and for 3rd or 4th place qualifiers based on Rule 3. 3rd and 4th place species qualifiers from Rule 3 will be allowed to use their animal from the species shown when they qualified for Round Robin competition.
10. Previous winners of the Grand Champion Showman award at the fair are eligible to compete.
11. Meet in the Show Arena on Saturday at 6:00 PM for Official Announcement of Round Robin Contestants

### **LIVESTOCK JUDGING CONTEST**

1. Open to any bonafide 4-H or FFA member in the county. Members need not be enrolled in livestock project to participate.
2. A club or chapter may enter as many teams of 3 or 4 members, as they desire. The highest three scores will be used to determine the team scores.
3. Age groups will be as follows:
  - Novice Division (any age receiving help)
  - Junior 4-H Division (age 7-9)
  - Intermediate Division (10-13)
  - Senior 4-H Division (age 14 and over)
  - 4-H/FFA Alumni Division (No College Livestock Judging Team Participants)
    - a. Suggested donation of \$5 (cash only) for all Alumni Division.
    - b. Winning Alumni Division has choice of 4-H Club or FFA Chapter the pooled funds will be awarded to.
4. Registration will be at 8:00 a.m. on Monday in the livestock show arena.
5. Six classes including beef cattle, sheep, meat goats and swine will be judged. Oral reasons will be given.
6. Members may participate as individuals if they are not a part of a team.

### **SPECIAL AWARDS**

#### **Livestock Judging**

Buckles sponsored by Tatum Farm & Ranch

Plaques sponsored by American AgCredit

## **TEAM LIVESTOCK FITTING CONTEST**

1. What is a team fitting contest?
2. The purpose of a fitting contest is to encourage 4-H member teamwork while enhancing the animal fitting skills of the team members and HAVE FUN!
3. Each fitting team provides their own grooming equipment and supplies.
4. Judges typically evaluate the following:
  - a. Ability to fit the animal/fitting techniques (within a limited time frame).
  - b. Organization of supplies and equipment
  - c. Participation of each team member (teamwork and safety)
  - d. Overall effect/final results
  - e. Showmanship of the animal (one team member performs Showmanship).
5. One overall winning team will be selected at the Fitting Contest. Winners will receive recognition in the form of a prize.
6. Consider forming your team with different age groups.
7. A maximum of three (3) contestants per team.
8. The team must have a team name.
9. Arrive early to the contest and have your equipment ready.
10. When the contest starts, you may not leave the arena.
11. **ABSOLUTELY NO COACHING FROM SPECTATORS.**
12. No adults will be allowed in the arena during the contest except the judge and superintendents.
13. Sheep/Goat/Hog/ Bucket Calf teams will have 30 minutes to finish.
14. Beef teams will have 45 minutes to finish



# **K-STATE**

**Research and Extension**


Cowley County

**Join 4-H!**

**v2.4honline.com**


**Program year runs October 1 -September 30**

Contact us:

 (620) 221-5450 or (620) 441-4565

 311 E 9<sup>th</sup> Ave./P.O. Box 538 Winfield, KS 67156

 [www.cowley.k-state.edu](http://www.cowley.k-state.edu)

 Cowley County 4-H or Cowley County Extension

Sarah LaGrone, 4-H Youth Development, [slag11@ksu.edu](mailto:slag11@ksu.edu)

Becky Reid, Family & Consumer Sciences, [bkreid@ksu.edu](mailto:bkreid@ksu.edu)

Jeff Seiler, Ag & Natural Resources, [jseiler@ksu.edu](mailto:jseiler@ksu.edu)

Cindy Stephens, Office Professional, [cstephens@ksu.edu](mailto:cstephens@ksu.edu)

**Kansas State University is an equal opportunity  
provider and employer.**



# COLLEGE IS CLOSER *and more affordable* THAN YOU THINK




Get the full college experience, at a cost that makes sense.

**COWLEY COLLEGE**

cowley.edu | 800.593.2222

# A SMART START CLOSE TO HOME.



**COWLEY**  
**COLLEGE**

Apply at [cowley.edu/apply](https://cowley.edu/apply)  
800.593.2222 | [admissions@cowley.edu](mailto:admissions@cowley.edu)